

RED RACE

A NEW BASTION

PAUL TOMKINS

FACT PACK

INTRODUCTION TO RED RACE **FACT PACT** v1.01

This PDF is designed as an accompaniment to my book *Red Race: A New Bastion*, which was released in July 2009 (click [link](#) for more details). This document provides a home for additional analysis, and in particular, the full statistical breakdown of some of the issues discussed — held over from the manuscript in order that the book itself not become too bogged down in numbers (as it is not a 'stats' book).

To make *full* sense of the numbers, both the book and the PDF should be read in conjunction. However, the figures used herein may be of interest to those who have not read the book; all the same, it should be noted that explanations absent from this document may appear in the printed tome. By all means draw your own conclusions, but *my* conclusions are in the book.

The book was written from the perspective of a Liverpool fan, although I have tried to be as fair to other clubs as possible, in order to give the project full integrity. For example, there is both praise and criticism of men like Alex Ferguson and David Moyes. The aim of the book was not to paint Rafa Benítez in a flawless light, as all men make mistakes, but to show how other managers are treated very differently to the Spaniard even when they utilise the same methods; for some reason a lot of unfair perceptions cloud people's judgement of the Liverpool manager, and the facts herein counter many of those mistaken views.

While its content is copyrighted, this PDF, which also contains a couple of sample chapters, is free to be shared.

New versions of this document may appear in the future, to rectify any mistakes (should there be any) and to assess the changes made at clubs since the publication of *Red Race: A New Bastion*.

The book can be bought by clicking on the link in the first paragraph, and a review by David Gill (great-nephew of Bill Shankly) can be read by clicking here.



IMPORTANT NOTE ON TRANSFER FEES

I believe that the transfer figures used in the Red Race project to be more than 95% correct; most will be 100%, as when quoted by both the buying and selling clubs, and I'd suggest a 10% tolerance where fees are estimated (given that even estimates will be based on other people's educated guesses and 'insider info'.)

All fees have been researched from reliable sources, but the cloud of confusion and obfuscation that some clubs like to create around their dealings, either when trying to make themselves look richer than they actually are, or when falsely playing the pauper, cannot be totally eradicated. Even given the tolerance of a few percent in terms of accuracy, the analysis used in this book gives a very good *indication* of the financial power of clubs during the Premiership era.

As the book is primarily concerned with the wherewithal needed to win the Premiership, most of the figures look only at the 'big four' or other clubs who challenged for the title between 1992 and 2009, with particular focus on the past decade.





ACKNOWLEDGEMENTS

Many thanks to Roy Henderson, Jonathan Rist, Akif Butt and Stuart Dale for their contribution to the extensive analysis contained within the Red Race project.

Thank you also to www.lfchistory.net for additional statistical info.

© Paul Tomkins 2009

All rights reserved. The moral right of the author has been asserted.

INTRODUCTION (FROM RED RACE)

The best points haul for 21 years (86, which would have been enough to win seven of the previous 16 league titles); a thoroughly convincing double over Manchester United; a better goal difference and a greater number of goals scored than any other team; and a club record 13 away wins.

And still only 2nd place, with a points total that has never been bettered by any runner-up in a 38-game season, and the lowest number of defeats for any team that didn't win the league in its 121-year history.

So close — but no cigar, and, alas, no champagne.


Can't Buy Me Leagues?

Can't buy me love, sang Liverpool's most famous sons, in reference to the one thing supposedly untainted by the filthy lucre. (They also sang about semolina pilchards scaling Parisian landmarks, although that's more suited to a book about drug abuse in sport than *financial* doping.)

But *does* money buy you league titles?

More than ever before, financial power seems to be at the root of any assault on the English league championship. So while this book looks at all aspects of Liverpool's season, from performances to tactics and off-the-pitch developments, a lot of the themes lead back to money, and how it buys you the power to compete on a level playing field in 2008/09 — and, more importantly, beyond.

Is there a glass ceiling in the modern era, in that success cannot be achieved without a minimum spend? Certainly the clubs trying to get into the Champions League feel so, but what about those looking to be *champions*?

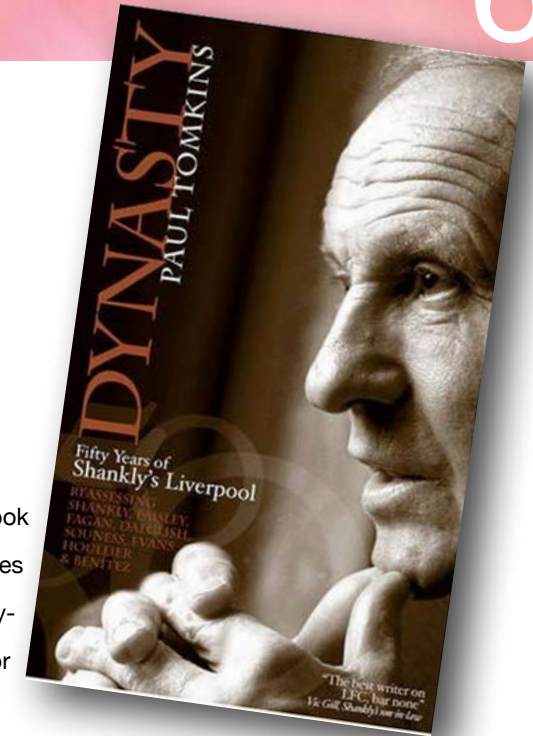


In *Dynasty*, I looked at the financial wherewithal of successful sides dating back to Bill Shankly's installation as Kop chorister, but this book aims to take that one step further, with more detailed investigation into the modern era, and how the money a club spends affects its chances of winning the biggest domestic prize. Before the top division was rebranded The Premiership, some equity seemed to exist. Cheap, cleverly-assembled sides could win league titles. Teams promoted from the old Second Division could become national champions within a year or two, as seen with Nottingham Forest, Leeds United and, in the Premiership's early years, Blackburn Rovers.

Most people feel that this is no longer the case. And they have a point. It's now fourteen years since a team other than Manchester United, Chelsea or Arsenal won the league. In that time, Liverpool have finished 2nd twice. However, no other team outside of what is currently known as the 'big four' have finished in the top two since Newcastle, in 1997. If it seems virtually impossible that any team can break into the top four — Everton in 2005 being the last gatecrashers — even though only a few points often separate 4th from 5th, then why should Liverpool have been expected to break what was becoming a Manchester United/Chelsea duopoly?

Truth be told, Liverpool should not be 'expected' to win the league title, either now or at any time in the past decade. When people talk of Liverpool 'blowing' the chance to win the 2008/09 title having led the table at the mid-point, they were missing the possible inevitability of the situation, which is mirrored in the race for 4th place in previous seasons. In the past four years, either Liverpool or Arsenal have been behind in the race for 4th spot — at times perilously so — but each time that little extra quality saw off Everton, Spurs, Aston Villa and any other high-flying hopefuls as the 38th game approached. Did those teams 'blow it'? Or did natural selection — survival of the fittest — abide?

The truth is that Liverpool *should* be expected to be no better than the 4th-best team in England. Based on history, tradition and both the size and spread of the fan-base, this is of course not the case — far from it. Only Manchester United from these shores can rival Liverpool, and even they fall behind in certain areas. But those things — history, fan-base and a magical name — do not win you trophies. Indeed, they can sometimes even be a hindrance. The one undeniably positive thing a rich history does is keep the club as an attractive proposition, but reputation alone does not attract the best players.





In many ways, Liverpool have the right to be considered the *premier* English club, although it's an honour United will obviously feel is rightfully theirs instead. However, based on facts surrounding the club's wherewithal, Liverpool would not rank so highly. Liverpool's squad was only the 5th-most expensive last season (2008/09). Anfield was the 6th-biggest stadium in the division, although Newcastle have since very kindly vacated one space above the Reds on that particular list, and none of the three promoted sides have grounds that exceed Anfield's 45,362 capacity.

Liverpool, by some distance, paid only the 4th-highest wages in the land. The club's turnover was also only the 4th-highest. These figures are based on the most recently published accounts, which don't include last season, but there will have been no dramatic changes in the interim. As with a lot of the financial figures, Tottenham and Newcastle are actually far closer to Liverpool than the Reds are to Chelsea, Arsenal and Manchester United. Indeed, in some cases, such as squad cost, Spurs are actually ahead of Liverpool. Manchester City also feature highly, ending the season with a considerably more expensive squad than Liverpool.

So where *do* Liverpool match or trump their main rivals, aside from factors relating to its past? How about the passionate crowd, the famed '12th man'? Well, certainly on European nights against the big names it can be worth a goal head-start. But for league games, Anfield can be rather muted, and sometimes against the smaller teams you could hear a pin drop on its soft green turf.

Then there are the managers. Alex Ferguson is hardly some bumbling rookie, while Arsène Wenger is as respected as anyone in the game. Both have been in charge for what seems like forever. Chelsea have recently appointed Carlo Ancelotti, whose record in Champions League finals against Liverpool reads 'won one, lost one', but who also won the trophy in 2003 against Juventus. Clearly he's one of the best around, too (although totally unproven in England), but at least Liverpool can claim to have a manager whose achievements rank alongside each of his main rivals. His career may cover different scenarios and different time-spans, but over the past eight years, Rafa Benítez has earned the reputation of a master, across the continent at least, even if he's still not as widely respected throughout England.



Which of them is the best manager is hard to say, given their different approaches, wide-ranging budgets and time allocated to building their respective dynasties. (Ancelotti, of course, hasn't even got started at Stamford Bridge, at the time of writing.)

But that's about where the equality expires. When it comes to the experience of winning the English league title, Liverpool had just one such player: Jermaine Pennant — who wasn't even at the club from January onwards, and who has now moved to Spain. With Liverpool obviously unable to boast anyone winning the title in their colours, it's no surprise to see such a low number, given that those who have done so in the past decade were/are at rival clubs; clubs that are certainly not going to sell directly to the Reds. Even Everton have more Premiership league winners in their ranks, although, of course, their medals were collected at other clubs. The arrival of Glen Johnson brings Liverpool's tally back up to one.

Five different clubs have won the title since Liverpool last lifted the trophy, meaning that the Reds rank 6th in that particular list. Of course, it's a fairly meaningless list, seeing as not one single player remains from that success, in 1990; the Reds could rank 50th and it not alter anything. But what isn't meaningless is how the teams contesting the league title with Liverpool do have this experience, and in the case of two of the three, managers who have masterminded the most successful period in their club's history. If experience of having won the competition you're contesting is helpful (and surely it *has to be*, to some unquantifiable degree), then this is another hurdle for the Reds to overcome.



However, despite all the obstacles and handicaps, Liverpool proved themselves genuine title challengers last season. Wherewithal suggests that the Reds should have finished a distant 4th, but instead they came incredibly close to landing the club's first title in 19 years. Why? Liverpool needed to be extremely good, and they were, but what other factors played a part in almost taking the title the wire?

Chelsea's lack of stability at the top left a slight gap to squeeze into, and the Reds took the initiative, even though the Londoners were still strong enough to find themselves just one minute away from their second Champions League Final in two seasons. Arsenal's inexperience and lack of mettle left a bigger opening, and Liverpool brushed past the Gunners — a team who were still good enough to make it to the Champions League semi-final — by a 14-point margin. Teams who were 30 points ahead of Liverpool when Benítez arrived, and after he'd spent a first season sorting Willy Wheat from Charlie Chaff, were now trailing in the Reds' wake. But it still wasn't quite enough. While the pressure to end a long wait for the title adds a further burden, the *hunger* to do so — and the rewards on offer to the players, as overnight legends — can make a difference; certainly when compared with Chelsea, whose own burning desire appears directed at Europe, something that may also be true of Manchester United.

The question is, with the wealth pumped into rival clubs from multi-billionaires and the far greater income they generate from much bigger stadia, can *anything* ever be enough?

And if it can be, wouldn't that make it the greatest achievement in the Reds' history?



ROTATION 2008/09

	<i>Arsenal</i>		<i>Chelsea</i>		<i>Liverpool</i>		<i>Man Utd</i>		<i>Spurs</i>		<i>Everton</i>		<i>Aston Villa</i>		<i>Man City</i>	
Matches Applicable	37		37		37		37		37		37		37		37	
Starting after / Finishing with	WBA	Stoke	Ports	S'land	S'land	Spurs	New	Hull	Boro	Liv	B'burn	Ful	M City	New	Villa	Bol
Games Won	20	53%	25	66%	25	66%	28	74%	14	37%	17	45%	17	45%	15	39%
Games Drawn	12	32%	8	21%	11	29%	6	16%	9	24%	12	32%	11	29%	5	13%
Games Lost	6	16%	5	13%	2	5%	4	11%	15	39%	9	24%	10	26%	18	47%
Goals Scored	68		68		77		68		45		55		54		58	
Goals Conceded	37		24		27		24		45		37		48		50	
Goal Difference	31		44		50		44		0		18		6		8	
Points	72		83		86		90		51		63		62		50	
Ave Points per Game	1.89		2.18		2.26		2.37		1.34		1.66		1.63		1.32	
Changes Made	96		81		115		141		89		67		35		75	
Ave Changes per Game	2.59		2.19		3.11		3.81		2.41		1.81		0.95		2.03	
Player Apps	0		0		2		0		0		1		2		0	
100%	4		7		3		4		5		4		6		5	
76-99%	7		3		6		7		6		6		2		5	
51-75%	7		7		6		7		6		4		6		5	
26-50%	5		7		6		11		9		8		1		16	
1-25%	23		24		23		29		26		23		17		31	
Total Used																
Changes	<i>no.of games</i>	<i>points ave.</i>	<i>no.of games</i>	<i>points ave.</i>	<i>no.of games</i>	<i>points ave.</i>	<i>no.of games</i>	<i>points ave.</i>	<i>no.of games</i>	<i>points ave.</i>	<i>no.of games</i>	<i>points ave.</i>	<i>no.of games</i>	<i>points ave.</i>	<i>no.of games</i>	<i>points ave.</i>
0 changes	2	1.50	4	1.75	1	3.00	1	3.00	1	0.00	5	1.40	15	1.80	6	0.50
1 change	6	2.33	8	2.25	1	1.00	3	1.33	10	1.50	13	1.69	10	1.30	6	1.67
2 changes	11	1.18	11	2.09	10	2.60	5	1.40	13	1.38	8	1.75	11	1.45	13	0.92
3 changes	9	2.56	7	2.00	12	2.33	8	2.50	3	1.00	7	1.57	1	3.00	7	2.29
4 changes	7	1.86	5	2.40	8	2.50	6	3.00	6	2.00	3	2.00	0	-	3	2.00
5 changes	0	-	2	3.00	4	1.25	10	2.50	4	0.75	1	3.00	0	-	2	1.50
6 changes	1	3.00	0	-	1	0.00	1	0.00	0	-	0	-	0	-	0	-
7 changes	1	0.00	0	-	0	-	2	0.00	0	-	0	-	0	-	0	-
8 changes	0	-	0	-	0	-	0	-	0	-	0	-	0	-	0	-
9 changes	0	-	0	-	0	-	0	-	0	-	0	-	0	-	0	-
10 changes	0	-	0	-	0	-	1	3.00	0	-	0	-	0	-	0	-
11 changes	0	-	0	-	0	-	0	-	0	-	0	-	0	-	0	-

RED RACE

A NEW BASTION

PAUL TOMKINS

CONTENTS

INTRODUCTION	7
PART ONE: 2008/09	
1 All Change	12
2 The New Attacking Verve	20
3 Disciples of Discipline	42
4 The Gloves Are Off: Ferguson vs Benítez	51
5 The Juggernaut Effect: Dalglish vs Ferguson / Ferguson vs Benítez	63
PART TWO: HOW MUCH DOES IT COST TO WIN THE LEAGUE?	
6 The True Cost	74
7 The History of Premiership Success	91
8 Wages and Wherewithal	100
9 The Glass Ceiling	105
10 2008/09 Squads and Strongest XIs	112
PART 3: AGE OF SUCCESS	
11 The Age of Success	120
12 When Will Young Buds Blossom?	124
PART FOUR: PERFORMANCE: 2008/09	
13 Hamstrung	136
14 Goal Involvement	144
15 Goal Importance	150
16 Rotation	155
17 Team Sheet Value	159
18 Player Rankings	163
CONCLUSION	173

Contents of
Red Race


Chapter Five

The Juggernaut Effect: Dalglish vs Ferguson / Ferguson vs Benítez

Perhaps the perfect way to describe the challenge facing Rafa Benítez in recent times is by comparing it to the task Alex Ferguson faced between 1986 and 1991, when he tried to overtake Kenny Dalglish's Liverpool. Or, in other words, how do you stop a full-throttle juggernaut?

It's easy to say that times have changed, but the parallels are clear: Benítez is roughly the age Ferguson was then, having taken over a club that had fallen far behind its greatest rivals. Ferguson then, like Benítez now, inherited the massive burden of more than 15 years without a league title; in his case, it was 19 seasons since last United lifted the trophy. It's fair to say that in every way you look at it — league results, league positions, cup success — Benítez has done a far better job than Ferguson did in those early years.

This is not to say that Ferguson did a bad job, or was a poor manager; his record at Aberdeen, and his subsequent success, indisputably prove otherwise. Only Bob Paisley's record can stand up to Ferguson's in English football. But it shows how even



the best managers can struggle to overcome the odds, if they are stacked too firmly against them. After all, if it was easy, and if he was a genius beyond all compare (whose touch made Midas's look like a copper-plated party trick), Ferguson would have breezed in and dethroned Liverpool within a year or two. United had a rich heritage, and their fans felt they should be winning the league. But it doesn't work like that, despite a relatively large spend by the manager.

There are of course a number of differences, too. You cannot compare eras with perfect accuracy; tactics, fitness, style of play — all of these things change and develop over time. But there are a stunning amount of similarities in the situations each faced. It's about how a manager overcomes the problems that remain relevant whatever the era — such as psychology, pressure, expectation, relative wealth, and being kept from a title by a team who are a bit beyond the 'average' champions. If Benítez is finding it hard to usurp Ferguson, it is proving no more difficult than Ferguson found it to dislodge Dalglish, who was a younger man with far less experience as a manager.

Benítez and Ferguson were 44 when they arrived fresh from success in another league. Both inherited teams that had averaged 4th place across the previous four league seasons. Ferguson took charge a few months into the 1986/87 season with United, full of internationals, struggling for form. He encountered a drinking culture in need of eradicating, and that meant eventually selling some very good players, such as Paul McGrath, whose reputation improved at Aston Villa, and Norman Whiteside, whose didn't at Everton. Also sold was Gordon Strachan, who a few years later would prove influential in Leeds' 1992 league success. Perhaps lesser men would have persevered with players of such lofty reputation, but Ferguson knew that the collective was flawed; he kept Bryan Robson, another player known for his alcoholic excesses, because of his talismanic qualities, but others were sacrificed in order to break up the drinking brotherhood.

Benítez also inherited a squad with problems — albeit of a different kind — exacerbated by the decision of Michael Owen to try his hand in Madrid. It's still not entirely clear whether or not he was a Benítez-type player — subsequent campaigns have suggested

the Spaniard wants far more from his forwards than just goals — but there can be no doubting that he'd have liked to have sold the player (if that was his wish) on his own terms. To have little choice but to accept £8-10m for a player of international repute was not a good starting point for rebuilding the squad. To his credit, Gérard Houllier had eradicated the kind of unprofessional, drink-obsessed culture at the club that blighted Ferguson's early years at United, but equally he had bequeathed a squad low on quality beyond a few key stalwarts, and had contributed to the failure to tie Owen down to a longer deal. Beyond a few exceptions, the professionalism was there; the ability wasn't.

So despite the myriad changes to English football over the intervening two decades, the overall challenges were much the same. Perhaps most pertinently, Ferguson had to try and dethrone arch-rivals Liverpool, who had been dominating the league for 15 years: the reverse of the current scenario. There were other strong teams in those early years, most notably Everton and Arsenal, but Liverpool were the team who, to paraphrase Ferguson, needed "knocking off their fucking perch."

But did *he* actually do that?

While you cannot argue with Ferguson's record since 1992, which is nothing short of first-rate (domestically, at least), it's clear that Hillsborough played the biggest part in Liverpool's demise, not Ferguson. By the time United were champions, Kenny Dalglish, suffering from stress following the awful events of April 15th, 1989, had resigned, and as a result of the changeover process, by 1993 the Reds had fallen behind a number of teams, not just United; if anything, it was George Graham's Arsenal who exerted the most pressure.

Between 1989 and 1996, Liverpool also exacerbated their own problems with the appointment of two managers who fell below the required standard. Ferguson definitely benefited from a weak Liverpool in the early to mid-'90s — but he was hardly going to complain about that fortune; nor can it be held against him that the team who should have been an important threat were little more than an impotent one. When Liverpool had Dalglish at the helm, before the pressure of an off-the-pitch disaster took its toll, Ferguson couldn't even get close to the Reds. As stated earlier,

that didn't make the United boss any less of a manager, but it does show how a situation often dictates the level of success possible.

Why did it take Ferguson so long to achieve success? After all, he did lead United to runners-up in his second full season, albeit a long way behind the most exciting Liverpool side ever seen, who had dominated the league from start to finish; the final nine point gap was deceptive, with the title wrapped up in April, and Liverpool only winning one of their final five games thereafter.

It was only then that Ferguson got to serious work in the transfer market, and it took time for those early signings to make an impact. Paul Ince, Steve Bruce, Gary Pallister and Brian McClair were all key men for United when ending their 26-year wait for the title, but they were bought in 1987 and 1988, meaning it took four or five years for them to really excel. Indeed, Pallister was seen as a serious flop initially, with stories abounding of him being homesick and sitting alone in pubs solemnly supping pints.

While there's less patience now, there is no evidence that it is easier to win the league *quickly*. Arsène Wenger did so (eleven years ago), but he was the first man to introduce modern continental techniques to English football; techniques that are no longer a great advantage, but which at the time were incredibly powerful. And José Mourinho did so at Chelsea, but with unprecedented riches, allied to a team that was already on the up before he arrived. Money gave him the luxury to buy without waiting, or without trading; anyone he didn't like he could loan out or write off without needing to recoup and reinvest — the normal process, which in itself can take a long time, often meaning targets move elsewhere, and the transfer window closes.

The one advantage Benítez has over '80s Ferguson is that the Champions League has made it easier for Liverpool to cement their position in the top four. Of course, Liverpool have only been Champions League regulars *since* the Spaniard arrived; when he took over, the Reds, who'd just scraped 4th, weren't that far ahead of teams like Newcastle in terms of the ability to secure that last spot, and had qualified only twice in the previous 12 years.

But even this bonus has a flip side. Liverpool need to do well in Europe to raise money (given that Anfield holds 30,000 fewer fans than Old Trafford) and also to attract better players — which, so far,

has been the case. (Would Torres have joined a UEFA Cup side? No. He wanted, and deserved, Champions League football.) But it also means more games, which means more effort, more injuries and less preparation time for league matches. It's *Catch-22*. The money raised through Europe, necessary in order to strengthen the squad, comes at the cost of that squad's durability across a league campaign. That's why progress is slow, often involving one backwards step in order to take two forward.

The same kind of progression can be seen with Everton in recent seasons. At first, participation in the UEFA Cup seriously inhibited their league performances. But it also served as both a learning experience, and a means to attract better players to Goodison Park. As a result, they've got further than before in Europe (without ever threatening to win something) and have built up a certain strength in the Premiership.

Part of Liverpool's problem has been coming back from a midweek game on the continent to face inferior but fresher opposition who have had a full week to plan their negating tactics, or whose extra energy can win the day. With a squad that cost far less than Chelsea's and United's, more strain is put on the resources at Liverpool. If the manager doesn't rotate, he risks injuries and some battle-weariness; if he does rotate, and his squad isn't 100% perfect, he risks fielding weaker players whose extra freshness is unable to compensate for their lesser abilities.

Bankrolled

There can be little doubt that Alex Ferguson took United to their first modern title on the back of some serious bankrolling. He spent more money between 1986 and February 1991 (£12.8m gross, £9.87m net, from the point he took charge to the point Dalglish resigned) than his rival managed in his entire tenure, which came to an end after almost six seasons (£12.5m gross, but only £5.77m net). Clearly Ferguson got nowhere near to toppling the Reds in that time, despite his net spend being almost twice as great.

Was Ferguson a bad manager, or one who failed to understand English football?

No.

Was he therefore destined to never win the league?

No.

But it's harder to usurp an established power.

So why did Ferguson spend so much more net than Dalglish? Both men handed over roughly £12.5m on players, but Liverpool recouped a far greater amount.

It's actually pretty much the exact same situation that Benítez has faced since 2004; Ferguson, like Dalglish in the '80s, had a lot of his squad already in place. Bruce Grobbelaar, Alan Hansen, Steve McMahon, Ronnie Whelan and Steve Nicol all spanned the entire period when Dalglish and Ferguson managed the two English superpowers, and Ian Rush was absent for just one season.

Those men formed the heart of Dalglish's Liverpool. They were five players who *didn't need to be signed* between 1986 and 1991; the kind of quality that could cost a king's ransom, but who, once on the books, obviate the need to find anyone else in their positions. Also, Rush had such a strong Liverpool connection that meant that although he needed to be re-signed, it was a relatively easy deal because of his time at Anfield.

Of course, Rush's initial departure led to the greatest influx of talent under Dalglish: John Aldridge, Peter Beardsley, John Barnes and Ray Houghton all signed in 1987. So Dalglish was partly 'blessed' in that Rush, whom he inherited, at least raised enough money to rebuild the attack upon his transfer, before returning and slipping back into his old groove by 1989/90.

Ferguson has enjoyed similar bonuses more recently: selling his best players for big fees as they approached their 30s (such as Jaap Stam, David Beckham and Ruud van Nistelrooy). More time in the job, particularly at a successful side, brings about a long-term momentum, whereby players who win titles can be cashed in on at the right time; Arsène Wenger is another master at this.

Benítez never had such a luxury. Michael Owen's value wasn't great due to his contract situation. The only seriously saleable asset was Steven Gerrard, but a move to Chelsea thankfully never came to pass. Benítez had to build a side with little money to spend in relation to his closest rivals, but also little scope to raise his own money by offloading players. Most of those he sold were the duds, who raised precious little cash.

Similarly, when Ferguson looked to rebuild in the '80s, he couldn't

raise lots of money from the mixed bag of players he inherited. So his net spend was adversely affected by his inability to offload squad members for fees that made it easy to trade up. That's why inheriting a failing side is so difficult. Buying clubs know that you are desperate to offload the dead wood, and it can take a number of years to weed them out.

The biggest profits Rafa has made have been on players he himself bought: Crouch, Bellamy, Sissoko, and the club's record sale is the £12-19m recoupable on Robbie Keane. Of course, Benítez hasn't been in the job long enough to sell his real gems, in the way Ferguson and Wenger (with Thierry Henry and Patrick Vieira) have picked the perfect time to cash in on players aged 29/30/31. If Benítez wanted to sell Fernando Torres he could make a massive profit, but the young striker still has five years before he even reaches 30. So it's not relevant.

One problem that has come with the upturn in form is that wealthy clubs like Real Madrid, Barcelona and Manchester City are circling, looking to pick off players like Xabi Alonso and Javier Mascherano, although they haven't wasted their time enquiring about Steven Gerrard or Fernando Torres. But Liverpool need to keep the core of this squad together for a few years yet; perhaps one big player might leave, but a return to the drawing board adds years to reaching the desired targets. *Successful* teams are rebuilt because the manager has earned some respite, even if patience doesn't stretch that far (there were no rumblings about Arsène Wenger after three years without the title, but by last season, when it became five, the Gunners' fans weren't quite as 'faithful').

By year six, Alex Ferguson's side began to come into its own. With a couple of cup successes under its belt (1990, 1991), it made its first genuine title challenge in 1991/92. It ultimately faltered right at the death, at Anfield of all places, and Leeds took the final trophy before the league was rebranded. But United were set ripe for the new era. Leeds imploded after their unexpected success. Arsenal had lost their league form under George Graham, who was soon to depart over the 'bung' scandal. Liverpool were a total mess under Souness. The path was relatively clear, although United were by some distance the best side in the country over the next couple of years, winning the title by ten points each time with an exciting,

well-balanced side, albeit with Aston Villa and Norwich the next best teams when they finally clinched that longed-for title in 1993. What Benítez would give for two such weak contenders now.

All in all, you cannot ignore the way Ferguson ended his club's 26-year nightmare. There is a lesson there. Arsenal had dropped to tenth in the league, Liverpool, having looked like entering a relegation battle, scraped up to sixth with just three more points than the Gunners, and although the league was generally more of a meritocracy, there simply weren't any challengers worthy of the name. It was the same the last time Liverpool won the league, in 1990: a far-from vintage Aston Villa team had run them close, with nothing like the noteworthiness of the side that succeeded the Reds in winning the League in 1981 and then repeated the feat with the European Cup a year later. At least by 1993/94 a genuine title threat had emerged, in Blackburn, whilst Newcastle, recently promoted under Kevin Keegan, were bona fide contenders in the making, if ultimately flawed. The Premiership was starting to make teams wealthy enough to challenge United, but the money only filtered through only once the title had finally gone to Old Trafford.

It's clear to see that Benítez has done many things along the same lines as Ferguson did, but doing things right hasn't been enough. The path just hasn't cleared. Even perfection might not have been enough, and that might not change.

After all, United themselves are back-to-back(-to-back) Premiership Champions and back-to-back Champions League finalists. Admittedly Arsenal, while still managing to make the Champions League semi-final, are in transition (for about the fifth season running). Chelsea, however, were supposedly crumbling and in crisis throughout much of 2008/09, and yet were literally seconds away from their second consecutive Champions League Final, and as with Liverpool, had a league record that would have won the title in many previous years. The Londoners finished 3rd on 83 points, a figure matched in that position in the Premiership only by Arsenal a year earlier, while Liverpool's 82 points in 2006 was the only other comparable total for a team finishing outside the top two; otherwise, the 14-year high for 3rd (starting when the league changed to 38 games) was 77 points, and in many seasons the 3rd-placed team racked up only 60-69-point tallies.

Liverpool have clearly benefited from getting into those Champions League positions and staying there. The top four is now virtually a closed shop. But over the same period of time, the other members of the 'big four' have strengthened in notable ways. Chelsea went into overdrive in 2004, at the very moment Benítez pitched up. Arsenal built a new stadium that absolutely dwarfs the revenue generated by Anfield, and although the credit crunch has affected their plans, particularly in trying to sell luxury flats at Highbury, at least they were able to construct it at the right time, before steel costs rocketed and borrowing the money in the first place became virtually impossible. And Manchester United began to enjoy the most successful period in their history.

It could be argued that, with improvements each and every year, Benítez has now 'seen off' first Arsenal and now Chelsea — the two strongest sides at the point when he arrived in English football, both seemingly light years ahead of Liverpool. Of course, no-one can trust that anything or anyone has been seen off, such is the strength and resourcefulness of the top four. The problem was that United, while weaker between 2003 and 2006, were struggling because Ferguson was rebuilding, and not, as one *Guardian* writer observed in a blog, because he'd lost the plot. Under the heading *Shredding His Legacy At Every Turn*, United fan Rob Smyth ranted: "Almost everything about the club reeks of disarray ... The problems are so obvious, so fundamental, as to beggar belief that they have not been addressed. Just as the glory years of 1992 to 2001 will only fully be appreciated in 20 years' time, so will Ferguson's subsequent failure ... United fans think this season is going to be bad. It hasn't even started."

Nine months later, they were crowned champions.

LIVERPOOL - COST OF EVERY STARTING XI 2008/09

Date	H/A	Fixture	For	Ag	Res	Pts	Reina	Arbeloa	Hyypia	Carragher	Agger	Skrtel	El Zhar	Aurelio	Insua	Dossena	Pennant	Benayoun	Gerrard	Leiva	Mascherano	Alonso	Plessis	Riera	Kuyt	Torres	Keane	Babel	Ngog	LIVERPOOL
31 Aug 2008	A	Aston Villa	0	0	D	1	£6m	£2.64m	.	0	.	£6.5m	.	.	.	£7m	.	.	.	£5m	£18.6m	£10.5m	.	.	£9m	£23m	£19m	.	.	£107.24m
22 Nov 2008	H	Fulham	0	0	D	1	£6m	£2.64m	.	0	£5.8m	.	.	0	£5m	£18.6m	.	.	£8m	£9m	£23m	£19m	.	.	£97.04m
20 Sep 2008	H	Stoke	0	0	D	1	£6m	£2.64m	.	0	.	£6.5m	.	.	.	£7m	.	.	0	.	.	£10.5m	.	£8m	£9m	£23m	£19m	.	.	£91.64m
27 Sep 2008	A	Everton	2	0	W	3	£6m	£2.64m	.	0	.	£6.5m	.	.	.	£7m	.	.	0	.	.	£10.5m	.	£8m	£9m	£23m	£19m	.	.	£91.64m
22 Feb 2009	H	Man City	1	1	D	1	£6m	£2.64m	.	0	.	£6.5m	.	.	.	£7m	.	£5m	.	£5m	£18.6m	.	.	£8m	£9m	£23m	.	.	£90.74m	
11 Apr 2009	H	Blackburn	4	0	W	3	£6m	£2.64m	.	0	£5.8m	.	.	.	£2m	.	.	£5m	.	.	£18.6m	£10.5m	.	£8m	£9m	£23m	.	.	£90.54m	
23 Aug 2008	H	Middlesbrough	2	1	W	3	£6m	£2.64m	.	0	.	£6.5m	.	.	.	£7m	.	£5m	0	.	.	£10.5m	.	.	£9m	£23m	£19m	.	.	£88.64m
21 Mar 2009	H	Arsenal	4	4	D	1	£6m	£2.64m	.	0	£5.8m	.	.	0	.	.	.	£5m	.	.	£18.6m	£10.5m	.	£8m	£9m	£23m	.	.	£88.54m	
25 Apr 2009	A	Hull	3	1	W	3	£6m	£2.64m	.	0	.	£6.5m	.	.	£2m	.	.	£5m	.	£5m	£18.6m	£10.5m	.	.	£9m	£23m	.	.	£88.24m	
1 Nov 2008	A	Spurs	1	2	L	0	£6m	£2.64m	.	0	£5.8m	£7m	.	.	0	.	£18.6m	£10.5m	.	£8m	£9m	.	£19m	.	.	£86.54m
13 Sep 2008	H	Man Utd	2	1	W	3	£6m	£2.64m	.	0	.	£6.5m	.	0	.	.	.	£5m	.	.	£18.6m	£10.5m	.	£8m	£9m	.	£19m	.	.	£85.24m
19 Jan 2009	H	Everton	1	1	D	1	£6m	.	£2.6m	0	.	£6.5m	.	0	0	.	.	£10.5m	.	£8m	£9m	£23m	£19m	.	.	£84.6m
24 May 2009	H	Spurs	3	1	W	3	£6m	.	.	0	£5.8m	£6.5m	.	0	.	.	.	£5m	0	.	£18.6m	£10.5m	.	.	£9m	£23m	.	.	£84.4m	
5 Oct 2008	A	Man City	3	2	W	3	£6m	£2.64m	.	0	.	£6.5m	.	0	0	.	£18.6m	£10.5m	.	£8m	£9m	£23m	.	.	£84.24m	
1 Feb 2009	H	Chelsea	2	0	W	3	£6m	£2.64m	.	0	.	£6.5m	.	0	0	.	£18.6m	£10.5m	.	£8m	£9m	£23m	.	.	£84.24m	
22 Mar 2009	H	Aston Villa	5	0	W	3	£6m	£2.64m	.	0	.	£6.5m	.	0	0	.	£18.6m	£10.5m	.	£8m	£9m	£23m	.	.	£84.24m	
26 Oct 2008	A	Chelsea	1	0	W	3	£6m	£2.64m	.	0	£5.8m	.	.	0	0	.	£18.6m	£10.5m	.	£8m	£9m	.	£19m	.	.	£79.54m
15 Nov 2008	A	Bolton	2	0	W	3	£6m	.	£2.6m	0	£5.8m	.	.	0	0	.	£18.6m	£10.5m	.	£8m	£9m	.	£19m	.	.	£79.5m
14 Mar 2009	A	Man Utd	4	1	W	3	£6m	.	£2.6m	0	.	£6.5m	.	0	0	£5m	£18.6m	.	.	£8m	£9m	£23m	.	.	£78.7m	
Average																														£78.3m
28 Jan 2009	A	Wigan	1	1	D	1	£6m	£2.64m	.	0	.	£6.5m	.	0	.	.	.	£5m	0	£5m	£18.6m	£23m	.	£11.5m	.	£78.24m
17 May 2009	A	WBA	2	0	W	3	£6m	£2.64m	.	0	£5.8m	.	.	£2m	.	.	.	£5m	0	£5m	£18.6m	.	.	.	£9m	£23m	.	.	£77.04m	
9 May 2009	A	West Ham	3	0	W	3	£6m	£2.64m	.	0	.	£6.5m	.	0	.	.	.	£5m	0	£5m	£18.6m	.	.	.	£9m	£23m	.	.	£75.74m	
18 Oct 2008	H	Wigan	3	2	W	3	£6m	£2.64m	.	0	£5.8m	£7m	£6.7m	.	0	.	.	£10.5m	.	£8m	£9m	.	£19m	.	.	£74.64m
16 Aug 2008	A	Sunderland	1	0	W	3	£6m	£2.64m	£2.6m	0	£7m	.	£5m	0	.	.	.	0	.	£9m	£23m	£19m	.	.	£74.24m
8 Nov 2008	H	WBA	3	0	W	3	£6m	£2.64m	.	0	£5.8m	.	.	0	.	.	.	£5m	0	.	£18.6m	.	.	£8m	£9m	.	£19m	.	.	£74.04m
4 Apr 2009	A	Fulham	1	0	W	3	£6m	£2.64m	.	0	.	£6.5m	.	.	£2m	£7m	.	.	0	£5m	.	£10.5m	.	.	£9m	£23m	.	.	£71.64m	
1 Dec 2008	H	West Ham	0	0	D	1	£6m	£2.64m	£2.6m	0	£7m	.	.	£5m	0	.	£10.5m	.	£8m	£9m	.	£19m	.	.	£69.74m
13 Dec 2008	H	Hull	2	2	D	1	£6m	£2.64m	£2.6m	0	£7m	.	£5m	0	.	£18.6m	£10.5m	.	£8m	£9m	£69.34m
21 Dec 2008	A	Arsenal	1	1	D	1	£6m	£2.64m	.	0	£5.8m	.	.	.	£2m	.	.	.	0	£5m	.	£10.5m	.	£8m	£9m	.	£19m	.	.	£67.94m
26 Dec 2008	H	Bolton	3	0	W	3	£6m	.	£2.6m	0	£5.8m	.	.	.	£2m	.	.	£5m	0	.	.	£10.5m	.	£8m	£9m	.	£19m	.	.	£67.9m
6 Dec 2008	A	Blackburn	3	1	W	3	£6m	£2.64m	£2.6m	0	£2m	.	.	£5m	0	.	£18.6m	£10.5m	.	.	£9m	.	.	£11.5m	.	£67.84m
3 Mar 2009	H	Sunderland	2	0	W	3	£6m	.	.	0	.	£6.5m	.	.	£2m	.	.	£5m	0	.	£18.6m	£10.5m	.	£8m	£9m	.	.	.	£1.5m	£67.1m
3 May 2009	H	Newcastle	3	0	W	3	£6m	£2.64m	.	0	£5.8m	.	.	0	.	.	.	£5m	0	.	£18.6m	£10.5m	.	£8m	£9m	£65.54m
28 Dec 2008	A	Newcastle	5	1	W	3	£6m	.	£2.6m	0	£5.8m	.	.	.	£2m	.	.	£5m	0	£5m	£18.6m	.	.	.	£9m	.	.	£11.5m	.	£65.5m
28 Feb 2009	A	Middlesbrough	0	2	L	0	£6m	.	£2.6m	0	.	£6.5m	.	0	0	.	£18.6m	£10.5m	.	.	£9m	.	.	£11.5m	.	£64.7m
7 Feb 2009	A	Portsmouth	3	2	W	3	£6m	£2.64m	.	0	£5.8m	£6.5m	.	0	.	.	£7m	.	£5m	.	.	£18.6m	£11.5m	£1.5m	£64.54m
10 Jan 2009	A	Stoke	0	0	D	1	£6m	.	£2.6m	0	.	£6.5m	.	0	.	.	.	£5m	0	£5m	£18.6m	.	.	£8m	£9m	£60.7m
29 Oct 2008	H	Portsmouth	1	0	W	3	£6m	£2.64m	£2.6m	0	0	.	.	£6.7m	.	0	£5m	.	£10.5m	.	£9m	.	.	£11.5m	.	£53.94m

MANCHESTER UNITED - COST OF EVERY STARTING XI 2008/09

Date	H/A	Fixture	For	Ag	Res	Pts	Van/Sar	Kuszczak	Neville	Brown	Ferdinand	Vidic	Evra	O'Shea	R Da Silva	Giggs	Hargreaves	Park	Ronaldo	Fletcher	Scholes	Carrick	Nani	Anderson	Tevez	Rooney	Berbatov	Evans	Campbell	Foster	COST				
1 Nov 2008	H	Hull	4	3	W	3	£2m	.	£0	.	£29.1m	£7m	£5.5m	£12.2m	.	.	£18.6m	£14m	£18m	.	£27m	£32m	.	.	.	£165.4m				
8 Nov 2008	A	Arsenal	1	2	L	0	£2m	.	£0	.	£29.1m	£7m	£5.5m	£4m	£12.2m	.	.	£18.6m	£18m	.	£27m	£32m	.	.	.	£155.4m					
25 Apr 2009	H	Spurs	5	2	W	3	£2m	.	.	.	£29.1m	£7m	£5.5m	.	£1m	.	.	.	£12.2m	.	£0	£18.6m	£14m	.	£27m	£32m	.	.	.	£148.4m					
13 Sep 2008	A	Liverpool	1	2	L	0	£2m	.	.	£0	£29.1m	£7m	£5.5m	£0	£18.6m	.	£18m	£9m	£27m	£32m	.	.	.	£148.2m				
21 Feb 2009	H	Blackburn	2	1	W	3	.	£2.5m	.	.	£29.1m	.	£5.5m	.	£1m	.	.	.	£12.2m	.	£0	£18.6m	£14m	.	.	£27m	£32m	£0	.	.	£141.9m				
30 Nov 2008	A	Man City	1	0	W	3	£2m	.	.	.	£29.1m	£7m	£5.5m	.	£1m	.	.	£4m	£12.2m	£0	.	£18.6m	.	.	.	£27m	£32m	.	.	.	£138.4m				
6 Dec 2008	H	Sunderland	1	0	W	3	£2m	.	.	.	£29.1m	£7m	£5.5m	.	£1m	.	.	£4m	£12.2m	£0	.	£18.6m	.	.	.	£27m	£32m	.	.	.	£138.4m				
4 Mar 2009	A	Newcastle	2	1	W	3	£2m	.	.	.	£29.1m	£7m	£5.5m	£0	.	.	.	£4m	£12.2m	£0	.	£18.6m	.	.	.	£27m	£32m	.	.	.	£137.4m				
4 Oct 2008	A	Blackburn	2	0	W	3	£2m	.	.	£0	£29.1m	£7m	£5.5m	.	.	£0	.	.	£12.2m	£0	.	£18.6m	.	£18m	.	£27m	£32m	.	.	.	£132.8m				
14 Mar 2009	H	Liverpool	1	4	L	0	£2m	.	.	.	£29.1m	£7m	£5.5m	£0	.	.	.	£4m	£12.2m	.	.	£18.6m	.	£18m	£9m	£27m	.	.	.	£132.4m					
29 Oct 2008	H	West Ham	2	0	W	3	.	£2.5m	.	.	£29.1m	£7m	£5.5m	.	£1m	.	.	.	£12.2m	£0	.	.	£14m	£18m	£9m	.	£32m	.	.	.	£130.3m				
13 May 2009	A	Wigan	2	1	W	3	£2m	£7m	£5.5m	£0	£12.2m	.	£0	£18.6m	.	£18m	.	£27m	£32m	£0	.	.	£122.3m				
18 Oct 2008	H	WBA	4	0	W	3	£2m	.	.	.	£29.1m	£7m	£5.5m	.	£1m	£0	.	£4m	£12.2m	£0	£27m	£32m	.	.	.	£119.8m				
18 Feb 2009	H	Fulham	3	0	W	3	£2m	.	.	.	£29.1m	£7m	£5.5m	£0	.	.	.	£4m	£12.2m	.	£0	£18.6m	.	.	£9m	.	£32m	.	.	.	£119.4m				
27 Sep 2008	H	Bolton	2	0	W	3	£2m	.	£0	.	£29.1m	£7m	£5.5m	£4m	£12.2m	£0	.	£18.6m	.	£18m	£9m	.	£32m	.	.	.	£118.8m				
25 Oct 2008	A	Everton	1	1	D	1	£2m	.	.	£0	£29.1m	£7m	£5.5m	.	.	£0	.	£4m	£12.2m	£0	£27m	£32m	.	.	.	£118.8m				
21 Sep 2008	A	Chelsea	1	1	D	1	£2m	.	£0	.	£29.1m	.	£5.5m	.	.	.	£17m	£4m	.	£0	£0	.	.	.	£27m	£32m	£0	.	.	£116.6m					
13 Dec 2008	A	Spurs	0	0	D	1	£2m	.	.	.	£29.1m	£7m	.	£0	£1m	.	.	£4m	£12.2m	£0	.	£18.6m	.	.	£9m	.	£32m	.	.	.	£114.9m				
22 Nov 2008	A	Aston Villa	0	0	D	1	£2m	.	.	.	£29.1m	£7m	£5.5m	£0	.	£0	.	£4m	£12.2m	.	.	£18.6m	.	.	£9m	£27m	.	.	.	£114.4m					
27 Jan 2009	A	WBA	5	0	W	3	£2m	.	£0	.	£29.1m	£7m	.	£0	.	£0	.	£4m	£12.2m	.	.	£18.6m	.	.	£9m	.	£32m	.	.	.	£113.9m				
31 Jan 2009	H	Everton	1	0	W	3	£2m	.	£0	.	£29.1m	£7m	.	£0	.	.	.	£4m	£12.2m	£0	.	£18.6m	.	.	£9m	.	£32m	.	.	.	£113.9m				
14 Jan 2009	H	Wigan	1	0	W	3	£2m	£7m	.	£0	£1m	.	.	.	£12.2m	.	£0	£18.6m	£14m	.	.	£27m	£32m	£0	.	.	£113.8m				
Average							£112.3m																												
8 Feb 2009	A	West Ham	1	0	W	3	£2m	.	.	.	£29.1m	£7m	.	£0	£1m	£0	.	.	£12.2m	.	£0	£18.6m	.	.	£9m	.	£32m	.	.	.	£110.9m				
29 Dec 2008	H	Middlesbrough	1	0	W	3	£2m	£7m	.	£0	£1m	.	.	£4m	£12.2m	£0	.	£18.6m	.	.	.	£27m	£32m	£0	.	.	£103.8m				
22 Apr 2009	H	Portsmouth	2	0	W	3	£2m	.	£0	.	£29.1m	£7m	£5.5m	.	.	£0	.	.	£12.2m	£0	£0	.	.	£18m	.	£27m	£100.8m				
11 Apr 2009	A	Sunderland	2	1	W	3	.	.	£0	.	.	£7m	.	£0	.	.	.	£4m	.	.	£0	£18.6m	.	.	£9m	£27m	£32m	£0	.	£1m	£98.6m				
25 Aug 2008	A	Portsmouth	1	0	W	3	£2m	.	.	£0	£29.1m	£7m	£5.5m	£0	£0	£0	.	.	£18m	£9m	£27m	£97.6m				
15 Nov 2008	H	Stoke	5	0	W	3	£2m	£7m	£5.5m	£0	.	.	.	£4m	£12.2m	£0	.	£18.6m	.	.	£9m	.	£32m	£0	.	.	£90.3m				
11 Jan 2009	H	Chelsea	3	0	W	3	£2m	.	£0	.	.	£7m	£5.5m	.	.	£0	.	£4m	£12.2m	£0	£27m	£32m	£0	.	.	£89.7m				
17 Aug 2008	H	Newcastle	1	1	D	1	£2m	.	.	£0	£29.1m	£7m	£5.5m	.	.	£0	£0	£0	£18.6m	.	.	£27m	.	.	0	.	£89.2m				
17 Jan 2009	A	Bolton	1	0	W	3	£2m	.	£0	.	.	£7m	.	£0	£12.2m	£0	£0	.	£14m	£18m	.	.	£32m	£0	.	.	£85.2m				
21 Mar 2009	A	Fulham	0	2	L	0	£2m	.	.	.	£29.1m	.	£5.5m	£0	.	£0	.	£4m	£12.2m	£0	£0	£32m	£0	.	.	£84.8m				
16 May 2009	H	Arsenal	0	0	D	1	£2m	£7m	£5.5m	£0	.	£0	.	.	£12.2m	£0	.	£18.6m	.	.	£9m	£27m	.	£0	.	.	£81.3m				
2 May 2009	A	Middlesbrough	2	0	W	3	£7m	£5.5m	£0	.	£0	.	£4m	.	.	£0	£27m	£32m	£0	.	£1m	£76.5m				
10 May 2009	H	Man City	2	0	W	3	£2m	£7m	£5.5m	.	£1m	£0	.	£4m	£12.2m	£0	£9m	.	£32m	£0	.	.	£72.7m				
5 Apr 2009	H	Aston Villa	3	2	W	3	£2m	.	£0	.	.	.	£5.5m	£0	.	£0	.	.	£12.2m	£0	.	£18.6m	£14m	.	£9m	.	.	£0	.	.	£61.3m				
26 Dec 2008	A	Stoke	1	0	W	3	£2m	.	£0	.	.	£7m	.	£0	.	£0	.	.	£12.2m	£0	£0	.	.	.	£9m	£27m	.	£0	.	.	£57.2m				

Hull City away excluded. Strictly speaking, United's 'true' average was in fact £109.8m, but this includes the £17m side put out against Hull on the final day of the season; a line-up that would never have appeared had United not just won the league and been faced the Champions League Final a few days later. Credit to them for winning at the KC Stadium, but it adds nothing to the analysis of what it takes to win the title; instead more to the luxuries that can be taken after winning it, when the pressure is right down to zero. Ferguson had every right to rest his main men for Rome, with the league sewn up and a massive game to concentrate on, and criticism to the contrary was ludicrous. However, fielding the youth/reserves for that one Premiership fixture definitely skews the results, and these figures are therefore excluded; especially as the next-cheapest side he selected over the course of the campaign was more than three times as expensive. Clearly it was not representative of United's teams in the slightest, even though it contained several promising players.

CHELSEA - COST OF EVERY STARTING XI 2008/09

Date	H/A	Fixture	For	Ag	Res Pts	Cech	Cudicini	Ferreira	Bosingwa	Belletti	Carvalho	Terry	Ivanovic	Alex	Bridge	A Cole	Quaresma	Essien	Mikel	Lampard	Deco	Ballack	J Cole	Malouda	Drogba	Kalou	Anelka	Mancienne	CHELSEA	
2 May 2009	H	Fulham	3	1	W	3	£7m	.	.	£16.3m	.	.	£0	.	£0	.	£16m	.	£24.4m	£16m	£11m	.	.	.	£13.5m	£24m	.	£15m	.	£143.2m
10 May 2009	A	Arsenal	4	1	W	3	£7m	.	.	£16.3m	.	.	£0	.	£0	.	£16m	.	£24.4m	£16m	£11m	.	.	.	£13.5m	£24m	.	£15m	.	£143.2m
17 May 2009	H	Blackburn	2	0	W	3	£7m	.	.	£16.3m	.	.	£0	.	£0	.	£16m	.	£24.4m	£16m	£11m	.	.	.	£13.5m	£24m	.	£15m	.	£143.2m
15 Mar 2009	H	Man City	1	0	W	3	£7m	.	.	£16.3m	.	£19.850m	£0	.	.	.	£16m	.	£24.4m	.	£11m	£8m	£0	.	.	£24m	.	£15m	.	£141.5m
24 May 2009	A	Sunderland	3	2	W	3	£7m	.	.	£16.3m	£0	.	£0	£9m	.	.	£16m	.	£24.4m	£16m	£13.5m	£24m	.	£15m	.	£141.2m
26 Oct 2008	H	Liverpool	0	1	L	0	£7m	.	.	£16.3m	.	£19.850m	£0	.	.	.	£16m	.	.	£16m	£11m	£8m	.	.	£13.5m	.	£8m	£15m	.	£130.6m
13 Sep 2008	A	Man City	3	1	W	3	£7m	.	.	£16.3m	.	£19.850m	£0	.	.	.	£16m	.	.	£16m	£11m	£8m	.	£6.6m	£13.5m	.	.	£15m	.	£129.2m
29 Oct 2008	A	Hull	3	0	W	3	£7m	.	.	£16.3m	.	£19.850m	£0	.	.	.	£16m	.	.	£16m	£11m	£8m	.	£6.6m	£13.5m	.	.	£15m	.	£129.2m
28 Dec 2008	A	Fulham	2	2	D	1	£7m	.	.	£16.3m	.	.	.	£9m	£0	.	£16m	.	.	£16m	£11m	£8m	.	£6.6m	£13.5m	£24m	.	.	.	£127.4m
11 Jan 2009	A	Man Utd	0	3	L	0	£7m	.	.	£16.3m	.	£19.850m	£0	.	.	.	£16m	.	.	£16m	£11m	£8m	.	£6.6m	£13.5m	£24m	.	.	.	£124.7m
11 Apr 2009	H	Bolton	4	3	W	3	£7m	£19.850m	£0	£9m	.	.	£16m	.	.	£16m	£11m	.	£0	.	£13.5m	£24m	£8m	.	.	£124.3m
24 Aug 2008	A	Wigan	1	0	W	3	£7m	.	.	£16.3m	.	£19.850m	£0	.	.	.	£16m	.	£24.4m	.	£11m	£8m	£0	£6.6m	.	.	.	£15m	.	£124.1m
31 Aug 2008	H	Spurs	1	1	D	1	£7m	.	.	£16.3m	£0	£19.850m	£0	.	.	.	£16m	.	£24.4m	.	£11m	£8m	.	£6.6m	.	.	.	£15m	.	£124.1m
17 Jan 2009	H	Stoke	2	1	W	3	£7m	.	.	£16.3m	.	£19.850m	.	.	£0	.	£16m	.	.	£16m	£11m	.	£0	.	£13.5m	.	£8m	£15m	.	£122.6m
21 Sep 2008	H	Man Utd	1	1	D	1	£7m	.	.	£16.3m	.	£19.850m	£0	.	.	.	£16m	.	.	£16m	£11m	.	£0	£6.6m	£13.5m	.	.	£15m	.	£121.2m
26 Dec 2008	H	WBA	2	0	W	3	£7m	.	.	£16.3m	.	.	.	£9m	£0	.	£16m	.	.	£16m	£11m	.	£0	£6.6m	.	£24m	.	£15m	.	£120.9m
4 Apr 2009	A	Newcastle	2	0	W	3	£7m	£0	£9m	£0	.	£16m	.	£24.4m	£16m	£11m	.	.	.	£13.5m	.	£8m	£15m	.	£119.9m
22 Apr 2009	H	Everton	0	0	D	1	£7m	£0	£9m	£0	.	£16m	.	£24.4m	.	£11m	.	£0	.	£13.5m	£24m	.	£15m	.	£119.9m
22 Nov 2008	H	Newcastle	0	0	D	1	£7m	.	.	£16.3m	.	.	.	£0	£9m	.	£16m	.	.	£16m	£11m	£8m	.	£6.6m	£13.5m	.	.	£15m	.	£118.4m
Average																														£115.8m
17 Aug 2008	H	Portsmouth	4	0	W	3	£7m	.	.	£16.3m	.	£19.850m	£0	.	.	.	£16m	.	.	£16m	£11m	£8m	£0	£6.6m	.	.	.	£15m	.	£115.7m
21 Mar 2009	A	Spurs	0	1	L	0	£7m	.	.	£16.3m	£0	.	.	.	£0	.	£16m	.	£24.4m	.	£11m	.	£0	.	.	£24m	.	£15m	.	£113.7m
27 Sep 2008	A	Stoke	2	0	W	3	£7m	.	.	£16.3m	.	.	£0	.	£0	.	£16m	.	.	£16m	£11m	.	£0	.	£13.5m	£24m	£8m	.	.	£111.8m
3 Mar 2009	A	Portsmouth	1	0	W	3	£7m	.	.	£16.3m	.	.	£0	.	£0	.	£16m	.	.	£16m	£11m	.	£0	.	£13.5m	£24m	£8m	.	.	£111.8m
21 Feb 2009	A	Aston Villa	1	0	W	3	£7m	.	£13.2m	£16.3m	.	.	£0	.	£0	£16m	£11m	.	£0	.	.	£24m	£8m	£15m	.	£110.5m
5 Oct 2008	H	Aston Villa	2	0	W	3	£7m	.	.	£16.3m	.	.	£0	£9m	.	.	£16m	.	.	£16m	£11m	.	£0	£6.6m	£13.5m	.	.	£15m	.	£110.4m
1 Nov 2008	H	Sunderland	5	0	W	3	£7m	.	.	£16.3m	.	.	£0	.	£0	.	£16m	.	.	£16m	£11m	£8m	.	£6.6m	£13.5m	.	.	£15m	.	£109.4m
30 Nov 2008	H	Arsenal	1	2	L	0	£7m	.	.	£16.3m	.	.	£0	£9m	.	.	£16m	.	.	£16m	£11m	£8m	£0	.	.	£8m	£15m	.	£106.3m	
15 Nov 2008	A	WBA	3	0	W	3	.	£160m	.	£16.3m	.	.	£0	£9m	.	£7m	.	.	.	£16m	£11m	£8m	.	.	£13.5m	.	£8m	£15m	.	£103.9m
28 Jan 2009	H	Middlesbrough	2	0	W	3	£7m	.	.	£16.3m	.	.	£0	.	£0	.	£16m	.	.	£16m	£11m	.	£0	.	£13.5m	.	£8m	£15m	.	£102.8m
1 Feb 2009	A	Liverpool	0	2	L	0	£7m	.	.	£16.3m	.	.	£0	.	£0	.	£16m	.	.	£16m	£11m	.	£0	.	£13.5m	.	£8m	£15m	.	£102.8m
9 Nov 2008	A	Blackburn	2	0	W	3	£7m	.	.	£16.3m	.	.	£0	.	£0	£7m	.	.	.	£16m	£11m	£8m	.	.	£13.5m	.	£8m	£15m	.	£101.8m
6 Dec 2008	A	Bolton	2	0	W	3	£7m	.	.	£16.3m	.	.	£0	.	£0	.	£16m	.	.	£16m	£11m	£8m	£0	.	.	.	£8m	£15m	.	£97.3m
28 Feb 2009	H	Wigan	2	1	W	3	£7m	£0	.	£0	.	£16m	.	.	£16m	£11m	.	£0	.	.	£24m	£8m	£15m	£0	£97m
15 Dec 2008	H	West Ham	1	1	D	1	£7m	.	.	£16.3m	.	.	£0	.	£0	.	£16m	.	.	£16m	£11m	£8m	£0	£6.6m	.	.	.	£15m	.	£95.9m
22 Dec 2008	A	Everton	0	0	D	1	£7m	.	.	£16.3m	.	.	£0	.	£0	.	£16m	.	.	£16m	£11m	£8m	£0	£6.6m	.	.	.	£15m	.	£95.9m
25 Apr 2009	A	West Ham	1	0	W	3	£7m	.	.	£16.3m	£0	.	£0	£9m	£16m	£11m	.	.	.	£13.5m	.	£8m	£15m	£0	£95.8m
18 Oct 2008	A	Middlesbrough	5	0	W	3	.	£160m	.	£16.3m	£0	.	£0	.	£0	£7m	.	.	.	£16m	£11m	.	.	.	£13.5m	.	£8m	£15m	.	£86.9m
7 Feb 2009	H	Hull	0	0	D	1	.	.	.	£16.3m	.	.	£0	.	£0	.	£16m	.	£0	.	£16m	£11m	.	£0	.	.	£8m	£15m	.	£82.3m

COST OF MOST EXPENSIVE LINE-UPS 2008/09

Teams included: Manchester Utd, Liverpool, Chelsea, Arsenal, Aston Villa, Spurs, Manchester City and Everton

	<i>Team</i>	<i>H/A</i>	<i>Opponent</i>	<i>For</i>	<i>Ag.</i>	<i>Res.</i>	<i>Cost of Starting XI</i>		<i>Team</i>	<i>H/A</i>	<i>Opponent</i>	<i>For</i>	<i>Ag.</i>	<i>Res.</i>	<i>Cost of Starting XI</i>
1	Man Utd	H	Hull	4	3	W	£165.4m	30	Chelsea	H	Everton	0	0	D	£119.9m
2	Man Utd	A	Arsenal	1	2	L	£155.4m	31	Man Utd	H	WBA	4	0	W	£119.9m
3	Man Utd	H	Spurs	5	2	W	£148.4m	32	Man Utd	H	Fulham	3	0	W	£119.8m
4	Man Utd	A	Liverpool	1	2	L	£148.2m	33	Man Utd	H	Bolton	2	0	W	£119.8m
5	Chelsea	H	Fulham	3	1	W	£143.2m	34	Man Utd	A	Everton	1	1	D	£119.8m
6	Chelsea	A	Arsenal	4	1	W	£143.2m	35	Chelsea	H	Newcastle	0	0	D	£119.4m
7	Chelsea	H	Blackburn	2	0	W	£143.2m	36	Chelsea	A	Stoke	2	0	W	£118.8m
8	Man Utd	H	Blackburn	2	1	W	£141.9m	37	Chelsea	A	Portsmouth	1	0	W	£118.8m
9	Chelsea	H	Man City	1	0	W	£141.6m	38	Man Utd	A	Chelsea	1	1	D	£116.6m
10	Chelsea	A	Sunderland	3	2	W	£141.2m	39	Chelsea Average					£115.8m	
11	Man Utd	A	Man City	1	0	W	£138.4m	40	Chelsea	H	Portsmouth	4	0	W	£115.8m
12	Man Utd	H	Sunderland	1	0	W	£138.4m	41	Man Utd	A	Spurs	0	0	D	£114.9m
13	Man Utd	A	Newcastle	2	1	W	£137.4m	42	Man Utd	A	Aston Villa	0	0	D	£114.4m
14	Man Utd	A	Blackburn	2	0	W	£132.8m	43	Man Utd	A	WBA	5	0	W	£113.9m
15	Man Utd	H	Liverpool	1	4	L	£132.4m	44	Man Utd	H	Everton	1	0	W	£113.9m
16	Chelsea	H	Liverpool	0	1	L	£130.7m	45	Man Utd	H	Wigan	1	0	W	£113.8m
17	Man Utd	H	West Ham	2	0	W	£130.3m	46	Chelsea	A	Spurs	0	1	L	£113.7m
18	Chelsea	A	Man City	3	1	W	£129.2m	47	Man Utd Average					£112.3m	
19	Chelsea	A	Hull	3	0	W	£129.2m	48	Man Utd	A	West Ham	1	0	W	£110.9m
20	Chelsea	A	Fulham	2	2	D	£127.4m	49	Chelsea	A	Aston Villa	1	0	W	£110.5m
21	Chelsea	A	Man Utd	0	3	L	£124.8m	50	Chelsea	H	Aston Villa	2	0	W	£110.4m
22	Chelsea	H	Bolton	4	3	W	£124.3m	51	Spurs	A	Stoke	1	2	L	£110.2m
23	Chelsea	A	Wigan	1	0	W	£124.2m	52	Chelsea	H	Sunderland	5	0	W	£109.4m
24	Chelsea	H	Spurs	1	1	D	£124.2m	54	Liverpool	A	Aston Villa	0	0	D	£107.2m
25	Chelsea	H	Stoke	2	1	W	£122.6m	53	Chelsea	H	Arsenal	1	2	L	£106.3m
26	Man Utd	A	Wigan	2	1	W	£122.3m	55	Man City	A	Arsenal	0	2	L	£104.0m
27	Chelsea	H	Man Utd	1	1	D	£121.2m	56	Chelsea	A	WBA	3	0	W	£103.9m
28	Chelsea	H	WBA	2	0	W	£120.9m	57	Man Utd	H	Boro	1	0	W	£103.8m
29	Chelsea	A	Newcastle	2	0	W	£119.9m	58	Spurs	A	Arsenal	4	4	D	£103.8m

	<i>Team</i>	<i>H/A</i>	<i>Opponent</i>	<i>For</i>	<i>Ag.</i>	<i>Res.</i>	<i>Cost of Starting XI</i>
59	Spurs	A	Chelsea	1	1	D	£102.9m
60	Chelsea	H	Boro	2	0	W	£102.8m
61	Chelsea	A	Liverpool	0	2	L	£102.8m
62	Spurs	A	Fulham	1	2	L	£102.3m
63	Chelsea	A	Blackburn	2	0	W	£101.8m
64	Spurs	H	Boro	4	0	W	£101.7m
65	Man City	H	Boro	1	0	W	£101.0m
66	Man Utd	H	Portsmouth	2	0	W	£100.8m
67	Spurs	A	Boro	1	2	L	£100.8m
68	Spurs	H	Wigan	0	0	D	£100.8m
69	Spurs	A	Liverpool	1	3	L	£100.8m
70	Spurs	A	WBA	0	2	L	£100.7m
71	Man City	A	Portsmouth	0	2	L	£100.0m
72	Spurs	H	Aston Villa	1	2	L	£98.7m
73	Spurs	A	Sunderland	1	1	D	£98.7m
74	Spurs	H	Newcastle	1	0	W	£98.7m
75	Man Utd	A	Sunderland	2	1	W	£98.6m
76	Spurs	A	Everton	0	0	D	£98.3m
77	Spurs	H	Man Utd	0	0	D	£98.2m
78	Spurs	A	Aston Villa	2	1	W	£98.2m
79	Spurs	H	Chelsea	1	0	W	£98.2m
80	Spurs	A	Blackburn	1	2	L	£98.2m
81	Spurs	A	Man Utd	2	5	L	£98.2m
82	Man Utd	A	Portsmouth	1	0	W	£97.6m
83	Chelsea	A	Bolton	2	0	W	£97.3m
99	Liverpool	H	Fulham	0	0	D	£97.0m
84	Chelsea	H	Wigan	2	1	W	£97.0m
85	Spurs	H	Man City	2	1	W	£96.8m
86	Spurs	H	Stoke	3	1	W	£96.4m
87	Spurs	A	Bolton	2	3	L	£96.4m
88	Spurs	H	Sunderland	1	2	L	£96.2m
89	Chelsea	H	West Ham	1	1	D	£95.9m
90	Chelsea	A	Everton	0	0	D	£95.9m
91	Chelsea	A	West Ham	1	0	W	£95.8m
92	Spurs	A	Man City	2	1	W	£95.8m
93	Spurs Average						£95.8m

	<i>Team</i>	<i>H/A</i>	<i>Opponent</i>	<i>For</i>	<i>Ag.</i>	<i>Res.</i>	<i>Cost of Starting XI</i>
94	Spurs	H	WBA	1	0	W	£95.7m
95	Man City	H	Newcastle	2	1	W	£95.5m
96	Man City	A	Stoke	0	1	L	£95.5m
97	Man City	A	Liverpool	1	1	D	£95.0m
98	Man City	A	West Ham	0	1	L	£95.0m
100	Man City	H	WBA	4	2	W	£94.2m
101	Spurs	H	Arsenal	0	0	D	£93.9m
102	Spurs	A	Wigan	0	1	L	£92.3m
103	Spurs	A	West Ham	2	0	W	£92.2m
104	Man City	H	Sunderland	1	0	W	£91.8m
109	Liverpool	H	Stoke	0	0	D	£91.6m
110	Liverpool	A	Everton	2	0	W	£91.6m
113	Liverpool	H	Man City	1	1	D	£90.7m
115	Liverpool	H	Blackburn	4	0	W	£90.5m
105	Spurs	A	Hull	2	1	W	£90.4m
106	Man Utd	H	Stoke	5	0	W	£90.3m
107	Man Utd	H	Chelsea	3	0	W	£89.7m
108	Man Utd	H	Newcastle	1	1	D	£89.2m
111	Man City	H	Bolton	1	0	W	£88.7m
124	Liverpool	A	Spurs	1	2	L	£88.6m
129	Liverpool	H	Boro	2	1	W	£88.5m
130	Liverpool	H	Arsenal	4	4	D	£88.2m
112	Spurs	H	Fulham	0	0	D	£88.2m
114	Spurs	H	Liverpool	2	1	W	£87.8m
117	Man City	A	Everton	2	1	W	£87.7m
118	Man City	H	Blackburn	3	1	W	£87.7m
119	Man City	A	Man Utd	0	2	L	£87.7m
116	Spurs	H	Portsmouth	1	1	D	£87.7m
120	Chelsea	A	Boro	5	0	W	£87.0m
121	Spurs	H	Bolton	2	0	W	£86.8m
122	Spurs	H	Everton	0	1	L	£86.7m
123	Spurs	H	West Ham	1	0	W	£86.7m
132	Liverpool	A	Hull	3	1	W	£86.5m
125	Spurs	H	Blackburn	1	0	W	£86.2m
126	Man City	H	Portsmouth	6	0	W	£86.0m
127	Man City	A	Wigan	1	2	L	£86.0m

	<i>Team</i>	<i>H/A</i>	<i>Opponent</i>	<i>For</i>	<i>Ag.</i>	<i>Res.</i>	<i>Cost of Starting XI</i>
128	Man City	H	Liverpool	2	3	L	£86.0m
131	Spurs	A	Newcastle	1	2	L	£85.7m
133	Liverpool	H	Man Utd	2	1	W	£85.2m
134	Man Utd	A	Bolton	1	0	W	£85.2m
135	Man Utd	A	Fulham	0	2	L	£84.8m
136	Spurs	H	Hull	0	1	L	£84.7m
139	Liverpool	H	Everton	1	1	D	£84.6m
140	Liverpool	H	Spurs	3	1	W	£84.4m
141	Liverpool	A	Man City	3	2	W	£84.2m
142	Liverpool	H	Chelsea	2	0	W	£84.2m
143	Liverpool	H	Aston Villa	5	0	W	£84.2m
137	Man City	A	Chelsea	0	1	L	£83.2m
138	Chelsea	H	Hull	0	0	D	£82.3m
144	Man Utd	H	Arsenal	0	0	D	£81.3m
145	Spurs	A	Portsmouth	0	2	L	£80.3m
146	Liverpool	A	Chelsea	1	0	W	£79.5m
147	Liverpool	A	Bolton	2	0	W	£79.5m
153	Liverpool	A	Man Utd	4	1	W	£78.7m
148	Man City	H	Wigan	1	0	W	£78.5m
151	Liverpool Average						£78.3m
154	Liverpool	A	Wigan	1	1	D	£78.2m
156	Liverpool	H	Wigan	3	2	W	£77.0m
149	Man City	H	Chelsea	1	3	L	£76.9m
150	Man City	A	Newcastle	2	2	D	£76.9m
152	Man Utd	A	Boro	2	0	W	£76.5m
157	Liverpool	A	WBA	2	0	W	£75.7m
155	Man City Average						£75.1m
159	Liverpool	H	WBA	3	0	W	£74.6m
160	Liverpool	A	West Ham	3	0	W	£74.2m
158	Man City	H	Everton	0	1	L	£74.1m
166	Liverpool	A	Sunderland	1	0	W	£74.0m
161	Man Utd	H	Man City	2	0	W	£72.7m
162	Man City	H	Hull	5	1	W	£71.7m
163	Man City	A	Blackburn	2	2	D	£71.7m
168	Liverpool	H	West Ham	0	0	D	£71.6m
164	Man City	A	Hull	2	2	D	£71.6m

	<i>Team</i>	<i>H/A</i>	<i>Opponent</i>	<i>For</i>	<i>Ag.</i>	<i>Res.</i>	<i>Cost of Starting XI</i>
165	Man City	A	Bolton	0	2	L	£71.5m
167	Man City	H	Aston Villa	2	0	W	£70.7m
170	Liverpool	H	Hull	2	2	D	£69.7m
169	Man City	H	Arsenal	3	0	W	£69.6m
171	Liverpool	A	Fulham	1	0	W	£69.3m
172	Liverpool	A	Arsenal	1	1	D	£67.9m
173	Liverpool	H	Bolton	3	0	W	£67.9m
174	Liverpool	A	Blackburn	3	1	W	£67.8m
175	Aston Villa	A	Sunderland	2	1	W	£67.6m
176	Liverpool	H	Sunderland	2	0	W	£67.1m
177	Man City	H	Stoke	3	0	W	£66.5m
178	Liverpool	H	Newcastle	3	0	W	£65.5m
179	Liverpool	A	Newcastle	5	1	W	£65.5m
180	Aston Villa	A	Liverpool	0	5	L	£65.2m
181	Man City	A	Boro	0	2	L	£65.0m
182	Liverpool	A	Boro	0	2	L	£64.7m
183	Liverpool	A	Portsmouth	3	2	W	£64.5m
184	Man City	H	Spurs	1	2	L	£64.1m
185	Man City	H	Man Utd	0	1	L	£63.5m
186	Newcastle	A	Chelsea	0	0	D	£63.2m
187	Man City	A	Spurs	1	2	L	£61.7m
188	Man Utd	H	Aston Villa	3	2	W	£61.3m
189	Newcastle	H	Chelsea	0	2	L	£60.6m
190	Liverpool	A	Stoke	0	0	D	£60.7m
191	Aston Villa	H	West Ham	1	1	D	£60.2m
192	Newcastle	H	Portsmouth	0	0	D	£60.1m
193	Aston Villa	H	Portsmouth	0	0	D	£59.7m
194	Aston Villa	A	Bolton	1	1	D	£58.7m
195	Newcastle	A	Boro	0	0	D	£58.5m
196	Newcastle	A	Portsmouth	3	0	W	£58.5m
197	Newcastle	A	Hull	1	1	D	£58.2m
198	Aston Villa	H	Arsenal	2	2	D	£57.4m
199	Aston Villa	A	Hull	1	0	W	£57.4m
200	Man Utd	A	Stoke	1	0	W	£57.2m
201	Aston Villa	H	Man Utd	0	0	D	£56.9m
202	Aston Villa	H	WBA	2	1	W	£56.9m

	<i>Team</i>	<i>H/A</i>	<i>Opponent</i>	<i>For</i>	<i>Ag.</i>	<i>Res.</i>	<i>Cost of Starting XI</i>
203	Aston Villa	H	Spurs	1	2	L	£56.7m
204	Aston Villa	A	Man Utd	2	3	L	£56.7m
205	Aston Villa	A	Wigan	4	0	W	£56.2m
206	Aston Villa	H	Blackburn	3	2	W	£56.2m
207	Aston Villa	A	Arsenal	2	0	W	£56.2m
208	Aston Villa	H	Fulham	0	0	D	£56.2m
209	Aston Villa	A	Everton	3	2	W	£56.2m
210	Aston Villa	H	Bolton	4	2	W	£56.2m
211	Aston Villa	A	West Ham	1	0	W	£56.2m
212	Newcastle	H	Stoke	2	2	D	£56.0m
213	Aston Villa	H	Boro	1	2	L	£55.2m
214	Aston Villa	A	Blackburn	2	0	W	£55.2m
215	Aston Villa	H	Chelsea	0	1	L	£55.2m
216	Aston Villa	H	Stoke	2	2	D	£55.2m
217	Aston Villa	A	Man City	0	2	L	£55.2m
218	Aston Villa	A	Boro	1	1	D	£55.2m
219	Aston Villa Average						£55.1m
220	Arsenal	H	Blackburn	4	0	W	£54.4m
221	Liverpool	H	Portsmouth	1	0	W	£53.9m
222	Arsenal	H	Man City	2	0	W	£53.5m
223	Arsenal	A	Fulham	0	1	L	£52.9m
224	Arsenal	H	Spurs	4	4	D	£52.8m
225	Everton	H	Man Utd	1	1	D	£52.5m
226	Everton	A	Bolton	1	0	W	£52.5m
227	Everton	H	Fulham	1	0	W	£52.5m
228	Everton	A	Spurs	1	0	W	£52.5m
229	Everton	H	Boro	1	1	D	£52.2m
230	Everton	A	Wigan	0	1	L	£52.2m
231	Arsenal	A	Newcastle	3	1	W	£51.2m
232	Arsenal	H	Fulham	0	0	D	£51.1m
233	Arsenal	H	WBA	1	0	W	£50.2m
234	Arsenal	H	Sunderland	0	0	D	£50.2m
235	Everton	A	Stoke	3	2	W	£50.2m
236	Everton	A	Hull	2	2	D	£50.2m
237	Everton	H	Liverpool	0	2	L	£50.2m
238	Everton	H	Newcastle	2	2	D	£49.6m

	<i>Team</i>	<i>H/A</i>	<i>Opponent</i>	<i>For</i>	<i>Ag.</i>	<i>Res.</i>	<i>Cost of Starting XI</i>
239	Everton	A	Arsenal	1	3	L	£47.6m
240	Arsenal	A	Man Utd	0	0	D	£46.4m
241	Arsenal	H	Boro	2	0	W	£45.9m
242	Man City	A	Sunderland	3	0	W	£45.9m
243	Arsenal	A	Portsmouth	3	0	W	£45.7m
244	Aston Villa	H	Wigan	0	0	D	£45.6m
245	Arsenal	H	Man Utd	2	1	W	£45.2m
246	Arsenal	H	Aston Villa	0	2	L	£45.2m
248	Everton	H	Stoke	3	1	W	£44.2m
247	Man City	H	Fulham	1	3	L	£44.2m
249	Arsenal	A	Everton	1	1	D	£43.8m
250	Arsenal	H	Stoke	4	1	W	£43.8m
251	Everton	A	Boro	1	0	W	£43.2m
252	Arsenal	A	WBA	3	1	W	£42.4m
253	Everton	H	West Ham	3	1	W	£42.2m
254	Arsenal	A	Spurs	0	0	D	£41.9m
255	Arsenal	A	Liverpool	4	4	D	£41.9m
256	Arsenal	A	Chelsea	2	1	W	£41.8m
257	Arsenal	H	Liverpool	1	1	D	£41.8m
258	Arsenal Average						£41.8m
259	Everton	H	Sunderland	3	0	W	£41.8m
260	Everton	H	Hull	2	0	W	£41.8m
261	Everton	H	Arsenal	1	1	D	£41.8m
262	Everton	A	Man Utd	0	1	L	£41.8m
263	Everton	A	Sunderland	2	0	W	£41.8m
264	Everton	H	Spurs	0	0	D	£41.8m
265	Everton Average						£41.3m
266	Arsenal	A	Sunderland	1	1	D	£41.2m
267	Everton	H	Aston Villa	2	3	L	£41.2m
268	Everton	A	Man City	1	0	W	£41.2m
269	Everton	H	Chelsea	0	0	D	£41.2m
270	Arsenal	A	Wigan	4	1	W	£41.2m
271	Man City	A	Fulham	1	1	D	£41.0m
272	Arsenal	H	Newcastle	3	0	W	£40.9m
273	Everton	H	WBA	2	0	W	£40.8m
274	Arsenal	H	West Ham	0	0	D	£40.4m

	<i>Team</i>	<i>H/A</i>	<i>Opponent</i>	<i>For</i>	<i>Ag.</i>	<i>Res.</i>	<i>Cost of Starting XI</i>
275	Arsenal	A	Blackburn	4	0	W	£40.2m
276	Arsenal	H	Hull	1	2	L	£40.2m
277	Arsenal	H	Portsmouth	1	0	W	£40.2m
278	Arsenal	H	Chelsea	1	4	L	£40.1m
279	Everton	A	Portsmouth	1	2	L	£39.8m
280	Everton	H	Wigan	4	0	W	£39.8m
281	Everton	A	Aston Villa	3	3	D	£39.8m
282	Everton	H	Blackburn	2	3	L	£39.7m
283	Everton	H	Man City	1	2	L	£39.2m
284	Everton	A	WBA	2	1	W	£38.2m
285	Everton	H	Portsmouth	0	3	L	£38.2m
286	Arsenal	H	Bolton	1	0	W	£37.9m
287	Arsenal	A	Hull	3	1	W	£37.9m
288	Arsenal	H	Wigan	1	0	W	£36.9m
289	Arsenal	A	Aston Villa	2	2	D	£36.9m
290	Arsenal	A	West Ham	2	0	W	£36.2m
291	Man City	A	WBA	1	2	L	£36.1m
292	Man City	H	West Ham	3	0	W	£35.0m
293	Arsenal	A	Boro	1	1	D	£31.1m
294	Man City	A	Aston Villa	2	4	L	£31.0m
295	Arsenal	H	Everton	3	1	W	£29.5m
296	Everton	A	Blackburn	0	0	D	£29.2m
297	Everton	A	Newcastle	0	0	D	£28.4m
298	Everton	A	Fulham	2	0	W	£27.2m
299	Everton	A	Liverpool	1	1	D	£26.8m
300	Arsenal	A	Bolton	3	1	W	£26.7m
301	Everton	A	West Ham	3	1	W	£25.9m
302	Everton	H	Bolton	3	0	W	£25.9m
303	Everton	A	Chelsea	0	0	D	£25.2m
304	Arsenal	A	Man City	0	3	L	£24.5m
305	Arsenal	A	Stoke	1	2	L	£23.7m
	<i>Man Utd*</i>	<i>A</i>	<i>Hull</i>	<i>1</i>	<i>0</i>	<i>W</i>	<i>£17.5m</i>



COST OF PREMIERSHIP SQUADS 2008/09



All players to feature for the club between 1st September 2008 - May 2009, or for whom a fee was paid.

If an incremental deal, most expensive possible payment listed.

Full squads listed over next 10 pages.

<i>Rank</i>	<i>Team</i>	<i>Total Squad Cost</i>
1	Chelsea	£252,910,000
2	Manchester United	£215,400,000
3	Tottenham	£203,800,000
4	Manchester City	£165,950,000
5	Liverpool	£154,040,000
6	Arsenal	£92,075,000
7	Newcastle	£89,000,000
8	Aston Villa	£84,350,000
9	Everton	£65,200,000
10	West Ham	£62,050,000
11	Sunderland	£61,800,000
12	Portsmouth	£47,300,000
13	Middlesbrough	£47,150,000
14	Fulham	£40,000,000
15	Wigan Athletic	£38,450,000
16	West Brom	£32,125,000
17	Bolton Wanderers	£31,900,000
18	Blackburn Rovers	£31,000,000
19	Stoke City	£27,650,000
20	Hull City	£19,285,000



£92,075,000

Manuel Almunia	£2,500,000
Gael Clichy	£0
Bakary Sagna	£7,450,000
William Gallas	£5,000,000
Kolo Toure	£150,000
Denilson	£3,400,000
Samir Nasri	£12,700,000
Cesc Fabregas	£0
Robin Van Persie	£2,750,000
Emanuel Adebayor	£7,000,000
Andriy Arshavin	£15,000,000
Eduardo Da Silva	£7,500,000
Lukasz Fabianski	£2,000,000
Johan Djourou	£0
Mikael Silvestre	£0
Kieran Gibbs	£0
Emmanuel Eboue	£0
Alex Song	£1,000,000
Abou Diaby	£2,000,000
Aaron Ramsey	£4,500,000
Tomasz Rosicky	£6,800,000
Theo Walcott	£12,000,000
Carlos Vela	£125,000
Nicklas Bendtner	£200,000
	£92,075,000



£84,350,000

Brad Friedel	£2,500,000
Brad Guzan	£600,000
Luke Young	£5,000,000
Wilfred Bouma	£3,500,000
Curtis Davies	£7,000,000
Zat Knight	£3,500,000
Nicky Shorey	£3,500,000
Carlos Cuellar	£7,800,000
Martin Laursen	£3,000,000
Stephen O'Halloran	YTS
Eric Lichaj	YTS
Marc Albrighton	YTS
Steve Sidwell	£5,000,000
Gareth Barry	£50,000
James Milner	£8,250,000
Moustapha Salifou	£0
Stiliyan Petrov	£8,000,000
Nigel Reo-Coker	£8,500,000
Craig Gardner	YTS
Isaiah Osbourne	YTS
Barry Bannan	YTS
Ashley Young	£9,650,000
John Carew	£5,000,000
Gabriel Agbonlahor	YTS
Nathan Delfouneso	YTS
Emile Heskey	£3,500,000
	£84,350,000



£32,000,000

Paul Robinson	£3,500,000
Jason Brown	0
Andre Ooijer	£2,000,000.00
Stephen Warnock	£1,500,000
Christopher Samba	£400,000
Ryan Nelsen	£0
Zurab Khizanishvili	£0
Aaron Mokoena	£300,000
Gael Givet	loan
Martin Olsson	YTS
Tugay	£1,300,000
Brett Emerton	£2,200,000
David Dunn	£1,000,000
Vincenzo Grella	£4,000,000
Morten Gamst Pedersen	£1,500,000
Johann Vogel	£0
Steven Reid	£2,500,000
Keith Andrews	£1,000,000
Nick Blackman	£500,000
Keith Treacy	YTS
Carlos Villanueva	Loan
Aaron Doran	YTS
Roque Santa Cruz	£3,400,000
Benni McCarthy	£2,700,000
El-Hadji Diouf	£2,000,000
Jason Roberts	£2,200,000
Andrew Haworth	YTS
	£32,000,000



£31,900,000

Jussi Jaaskelainen	£100,000
Ali Al Habsi	£0
Nicky Hunt	YTS
Jlloyd Samuel	£0
Gary Cahill	£5,000,000
Joey O'Brien	YTS
Gretar Rafn Steinsson	£3,500,000
Sebastien Puygrenier	Loan
Danny Shittu	£2,000,000
Andrew O'Brien	£1,000,000
Fabrice Muamba	£5,200,000
Matthew Taylor	£2,500,000
Ricardo Gardner	£1,000,000
Mark Davies	£1,500,000
Gavin McCann	£1,000,000
Tamir Cohen	£100,000
Nathan Woolfe	YTS
Johan Elmander	£9,000,000
Ebi Smolarek	Loan
Kevin Davies	£0
Riga Mustapha	£0
Ricardo Vaz Te	YTS
Ariza Makukula	Loan
	£31,900,000



£252,910,000

Petr Cech	£7,000,000
Ashley Cole	£16,000,000
Ricardo Carvalho	£19,850,000
John Terry	£0
José Bosingwa	£16,300,000
Michael Essien	£24,400,000
Frank Lampard	£11,000,000
Deco	£8,000,000
Michael Ballack	£0
Didier Drogba	£24,000,000
Nicolas Anelka	£15,000,000
Carlo Cudicini	£160,000
Paulo Ferreira	£13,200,000
Branislav Ivanovic	£9,000,000
Florent Malouda	£13,500,000
Joe Cole	£6,600,000
Solomon Kalou	£8,000,000
Franco Di Santo	£3,400,000
John Obi Mikel	£16,000,000
Hilario	£0
Ricardo Quaresma	£0
Juliano Belletti	£3,700,000
Michael Mancienne	£0
Alex	£0
Mineiro	£0
Miroslav Stoch	£0
Andrei Shevchenko (loaned)	£30,800,000
Wayne Bridge	£7,000,000
	£252,910,000



£65,200,000

Carlo Nash	£250,000
Tim Howard	£3,000,000
John Ruddy	£250,000
Tony Hibbert	£0
Leighton Baines	£5,000,000
Joseph Yobo	£4,500,000
Joleon Lescott	£5,000,000
Phil Jagielka	£4,000,000
Lars Jacobsen	£0
Nuno Valente	£1,500,000
John Irving	YTS
Andy van der Meyde	£2,200,000
Segundo Castillo	Loan
Mikel Arteta	£2,000,000
Tim Cahill	£2,000,000
Phil Neville	£3,400,000
Steven Pienaar	£2,350,000
Leon Osman	YTS
Marouane Fellaini	£15,000,000
Jack Rodwell	YTS
Dan Gosling	£1,500,000
John Paul Kissock	YTS
James Wallace	YTS
Louis Saha	£2,000,000
Jo	Loan
James Vaughan	YTS
Yakubu Aiyegbeni	£11,250,000
Victor Anichebe	YTS
Keiran Agard	YTS
Jose Baxter	YTS
	£65,200,000



£40,000,000

Mark Schwarzer	£0
Pascal Zuberbuhler	£0
Paul Konchesky	£2,200,000
John Pantsil	£6,300,000
Brede Hangeland	£100,000
Aaron Hughes	£1,000,000
Fredrik Stoor	£750,000
Joe Anderson	YTS
Robert Milsom	YTS
Toni Kallio	£0
Chris Baird	£3,250,000
Chris Smalling	YTS
Giles Barnes	Loan
Danny Murphy	£0
Olivier Dacourt	Loan
Julian Gray	Loan
Zoltan Gera	£0
Clint Dempsey	£1,500,000
Andrew Johnson	£10,500,000
Bobby Zamora	£6,300,000
Erik Nevland	£2,100,000
Diomansy Kamara	£6,000,000
	£40,000,000



£19,285,000

Boaz Myhill	£50,000
Matt Duke	£20,000
Tony Warner	£0
Andy Dawson	£0
Michael Turner	£350,000
Bernard Mendy	£0
Sam Ricketts	£300,000
Kamil Zayatte	£2,500,000
Matt Plummer	£0
Anthony Gardner	£2,500,000
Liam Cooper	£0
Nathan Doyle	£50,000
Ian Ashbee	£0
Nick Barmby	£0
Geovanni	£0
Bryan Hughes	£0
Ryan France	£15,000
Peter Halmosi	£2,000,000
Kevin Kilbane	£500,000
John Welsh	PLAYER EX
George Boateng	£1,000,000
Dean Marney	£250,000
Nicky Featherstone	£0
Will Atkinson	£0
Jimmy Bullard	£5,000,000
Craig Fagan	£750,000
Caleb Folan	£1,000,000
Richard Garcia	£0
Daniel Cousin	£3,000,000
Manucho	Loan
	£19,285,000



£154,040,000

José Reina	£6,000,000
Fabio Aurélio	£0
Martin Škrtel	£6,500,000
Jamie Carragher	£0
Alvaro Arbeloa	£2,640,000
Xabi Alonso	£10,500,000
Steven Gerrard	£0
Javier Mascherano	£18,600,000
Albert Riera	£8,000,000
Fernando Torres	£23,000,000
Dirk Kuyt	£9,000,000
Ryan Babel	£11,500,000
Robbie Keane	£19,000,000
Yossi Benayoun	£5,000,000
Lucas Leiva	£5,000,000
Sami Hyypiä	£2,600,000
Andrea Dossena	£7,000,000
David N'Gog	£1,500,000
Emiliano Insúa	£2,000,000
Damien Plessis	£0
Diego Cavalieri	£3,500,000
Nabil El Zhar	£200,000
Daniel Agger	£5,800,000
Jermaine Pennant	£6,700,000
Philipp Degen	£0
£154,040,000	



£165,950,000

Joe Hart	£1,500,000
Kasper Schmeichel	£0
Shay Given	£7,000,000
Micah Richards	£0
Tal Ben Haim	£5,000,000
Michael Ball	£0
Nedum Onuoha	£0
Pablo Zabaleta	£6,500,000
Javier Garrido	£1,500,000
Danny Mills	£0
Richard Dunne	£3,000,000
Wayne Bridge	£12,000,000
Vincent Kompany	£6,000,000
Michael Johnson	£0
Stephen Ireland	£0
Elano	£8,000,000
Gelson Fernandes	£500,000
Dietmar Hamann	£400,000
Nigel de Jong	£14,000,000
Angelos Tsiaklis	£0
Shaun Wright-Phillips	£9,000,000
Martin Petrov	£6,500,000
Kelvin Etuhu	£0
Valeri Bojinov	£5,750,000
Jo	£18,000,000
Robinho	£32,500,000
Darius Vassell	£2,000,000
Felipe Caicedo	£5,200,000
Ched Evans	£0
Benjani	£7,600,000
Daniel Sturridge	£0
Craig Bellamy	£14,000,000
£165,950,000	



£215,400,000

Edwin van der Sar	£2,000,000
Wes Brown	£0
Patrice Evra	£5,500,000
Rio Ferdinand	£29,100,000
Nemanja Vidic	£7,000,000
Michael Carrick	£18,600,000
Darren Fletcher	£0
Dimitar Berbatov	£32,000,000
Carlos Tevez	£9,000,000
Cristiano Ronaldo	£12,200,000
Wayne Rooney	£27,000,000
Ji-Sung Park	£4,000,000
Gary Neville	£0
Ben Foster	£1,000,000
John O'Shea	£0
Jonny Evans	£0
Dong Fangzhuo	£500,000
Tomasz Kuszczak	£2,500,000
Anderson	£18,000,000
Nani	£14,000,000
Owen Hargreaves	£17,000,000
Ryan Giggs	£0
Paul Scholes	£0
Rafael Da Silva	£3,000,000
Federico Macheda	£0
Rodrigo Possebon	£3,000,000
Zoran Tosic	£10,000,000
	£215,400,000



£47,150,000

Ross Turnbull	£0
Brad Jones	£0
Jason Steele	£0
Justin Hoyte	£3,000,000
Andrew Taylor	£0
Chris Riggott	£1,500,000
Emanuel Pogatzetz	£1,800,000
Robert Huth	£6,000,000
Matthew Bates	£0
Tony McMahon	£0
David Wheeler	£0
Joe Bennett	£0
Seb Hines	£0
Rhys Williams	£0
Jonathan Grounds	£0
Gary O'Neil	£5,000,000
Didier Digard	£4,000,000
Mohamed Shawky	£650,000
Stewart Downing	£0
Julio Arca	£1,000,000
Adam Johnson	£0
John Johnson	£0
Josh Walker	£0
Jeremie Aliadiere	£2,000,000
Mido	£6,000,000
Marvin Emnes	£3,200,000
Afonso Alves	£13,000,000
Tuncay Sanli	£0
	£47,150,000



£89,000,000

Steve Harper	£0
Shay Given	£1,500,000
Fraser Forster	£0
Fabricio Coloccini	£10,250,000
Jose Enrique	£6,500,000
Claudio Cacapa	£0
Sebastien Bassong	£500,000
Ryan Taylor	£3,000,000
Habib Beye	£2,000,000
Steven Taylor	£0
David Edgar	£0
Ben Tozer	£1,000,000
Kevin Nolan	£4,000,000
Joey Barton	£5,800,000
Danny Guthrie	£2,500,000
Nacho Gonzalez	£0
Geremi	£0
Nicky Butt	£2,500,000
Damien Duff	£5,000,000
Jonas Gutierrez	£5,200,000
Peter Lovenkrands	£0
Obafemi Martins	£10,000,000
Michael Owen	£17,300,000
Alan Smith	£6,000,000
Francisco Tejada Xisco	£5,700,000
Shola Ameobi	£0
Mark Viduka	£0
Andrew Carroll	£0
Ryan Donaldson	£0
Charles Nzogbia	£250,000
£89,000,000	



£47,300,000

David James	£2,000,000
Jamie Ashdown	£500,000
Asmir Begovic	£0
Linvoy Primus	£0
Younes Kaboul	£5,000,000
Lauren	£500,000
Glen Johnson	£4,000,000
Hermann Hreidarsson	£0
Sylvain Distin	£0
Noe Pamarot	£1,000,000
Martin Cranie	£750,000
Sol Campbell	£0
Armand Traore	£0
Nadir Belhadj	£0
Hayden Mullins	£1,300,000
Papa Bouba Diop	£1,700,000
Jerome Thomas	£0
Arnold Mvuemba	£250,000
Niko Kranjcar	£3,500,000
Richard Hughes	£850,000
Pele	£0
Sean Davis	£3,250,000
Angelos Basinas	£0
Marc Wilson	£0
Jermaine Pennant	Loan
Peter Crouch	£11,000,000
David Nugent	£6,000,000
John Utaka	£5,700,000
Kanu	£0
Theofanis Gekas	£0
£47,300,000	



£27,650,000

Steve Simonsen	£0
Thomas Sorensen	£0
Andy Griffin	£300,000
Danny Higginbotham	£225,000
Leon Cort	£1,200,000
Danny Pugh	£500,000
Ryan Shawcross	£1,000,000
Andrew Davies	£425,000
Stephen Kelly	£0
Abdoulaye Faye	£2,250,000
Andy Wilkinson	£0
Carl Dickinson	£0
Ibrahima Sonko	£2,000,000
Seyi Olofinjana	£3,000,000
Glenn Whelan	£500,000
Liam Lawrence	£500,000
Tom Soares	£1,250,000
Dominic Matteo	£0
Salif Diao	£0
Amy Faye	£750,000
Michael Tonge	£2,000,000
Rory Delap	£0
Matthew Etherington	£2,000,000
Nathaniel Wedderburn	£0
Richard Cresswell	£500,000
Ricardo Fuller	£250,000
Mamady Sidibe	£0
James Beattie	£3,500,000
Henri Camara	Loan
Dave Kitson	£5,500,000
	£27,650,000



£61,800,000

Craig Gordon	£9,000,000
Marton Fulop	£500,000
Nick Colgan	£325,000
Phil Bardsley	£2,000,000
George McCartney	£4,000,000
Nyron Nosworthy	£0
Tal Ben-Haim	£0
Danny Collins	£250,000
Calum Davenport	£0
Jean-Yves Mvoto	£300,000
Anton Ferdinand	£8,000,000
Russell Anderson	£1,000,000
Paul McShane	£1,500,000
Teemu Tainio	£3,500,000
Dean Whitehead	£150,000
Carlos Edwards	£1,400,000
Steed Malbranque	£5,250,000
Kieran Richardson	£5,500,000
Grant Leadbitter	£0
Dwight Yorke	£200,000
Andy Reid	£4,000,000
Jack Colback	£0
Nathan Luscombe	£0
David Meyler	£0
Djibril Cisse	loan
Daryl Murphy	£175,000
Kenwyne Jones	£6,000,000
David Healy	£3,000,000
David Connolly	£750,000
Martyn Waghorn	£0
Michael Chopra	£5,000,000
	£61,800,000



£203,800,000

Heurelho Gomes	£7,800,000
Carlo Cudicini	£0
Ben Alnwick	£900,000
Alan Hutton	£9,000,000
Gareth Bale	£10,000,000
Gilberto	£0
Chris Gunter	£3,000,000
Michael Dawson	£6,000,000
Pascal Chimbonda	£4,000,000
Vedran Corluka	£8,500,000
Ledley King	£0
Benoit Assou-Ekotto	£3,500,000
Ricardo Rocha	£3,300,000
Jonathan Woodgate	£7,000,000
Didier Zokora	£8,500,000
David Bentley	£17,000,000
Tom Huddlestone	£2,500,000
Jermaine Jenas	£8,000,000
Wilson Palacios	£14,000,000
Luka Modric	£16,500,000
Jamie O'Hara	£0
John Bostock	£700,000
Daniel Rose	£100,000
Aaron Lennon	£1,400,000
Andros Townsend	£0
Roman Pavlyuchenko	£14,000,000
Darren Bent	£16,500,000
Robbie Keane	£19,000,000
Jermain Defoe	£14,000,000
Fraizer Campbell	loan
Giovani Dos Santos	£8,600,000
	£203,800,000



£32,125,000

Dean Kiely	£200,000
Scott Carson	£3,250,000
Ryan Allsopp	£0
Carl Hoefkens	£750,000
Paul Robinson	£125,000
Marek Cech	£1,400,000
Leon Barnett	£2,500,000
Neil Clement	£150,000
Pedro Pele	£1,000,000
Gianni Zuiverloon	£3,200,000
Abdoulaye Meite	£2,000,000
Shelton Martis	£50,000
Jonas Olsson	£800,000
Ryan Donk	Loan
Robert Koren	£0
Jonathan Greening	£1,250,000
Chris Brunt	£3,000,000
Do-Heon Kim	Loan
Graham Dorrans	£250,000
Filipe Teixeira	£600,000
Juan Carlos Menseguez	Loan
James Morrison	£0
Borja Valero	£4,700,000
Youssouf Mulumbu	Loan
Roman Bednar	£2,500,000
Ishmael Miller	£1,400,000
Jay Simpson	Loan
Luke Moore	£3,000,000
Marc-Antoine Fortune	Loan
Chris Wood	£0
	£32,125,000



£62,050,000

Robert Green	£2,000,000
Jan Lastuvka	Loan
Lucas Neill	£1,500,000
Herita Ilunga	Loan
Daniel Gabbidon	£1,400,000
Walter Lopez	£0
Matthew Upson	£6,000,000
Jonathan Spector	£500,000
James Collins	£600,000
Calum Davenport	£1,500,000
James Tomkins	£0
Bondz Ngala	£0
Kieron Dyer	£6,000,000
Scott Parker	£7,000,000
Radoslav Kovac	Loan
Mark Noble	£0
Valon Behrami	£5,000,000
Tony Stokes	£0
Jack Collison	£0
Junior Stanislas	£0
Luis Boa Morte	£5,000,000
Lee Bowyer	£1,200,000
Julien Faubert	£6,100,000
Dean Ashton	£7,250,000
Savio	£9,000,000
Carlton Cole	£2,000,000
Diego Tristan	£0
David Di Michele	Loan
Freddie Sears	£0
Jack Jeffery	Loan

£62,050,000



£44,450,000

Chris Kirkland	£3,000,000
Mike Pollitt	£100,000
Richard Kingson	£0
Erik Edman	£500,000
Paul Scharner	£2,000,000
Emmerson Boyce	£1,750,000
Titus Bramble	£0
Mario Melchiot	£0
Maynor Figueroa	£2,000,000
Lee Cattermole	£3,500,000
Cho Won-hee	£0
Jason Koumas	£5,300,000
Michael Brown	£2,000,000
Charles N'Zogbia	£6,000,000
Antonio Valencia	£3,200,000
Daniel De Ridder	£0
Tomasz Cywka	£100,000
Olivier Kapo	£3,500,000
Ben Watson	£2,000,000
Jon Routledge	£0
Joe Holt	£0
Antoine Sibierski	£0
Mido	loan
Amr Zaki	loan
Hugo Rodallega	£4,500,000
Marlon King	£5,000,000
Callum McManaman	£0

£44,450,000

COST OF MAJOR TEAMS* IN PREMIERSHIP ERA

RELATIVE TRANSFER SYSTEM (% OF BRITISH TRANSFER RECORD AT TIME OF PURCHASE)

Including only those players who played some kind of role in the league campaign. If an incremental fee, most expensive possible payment listed, unless player was sold on before all clauses were activated.

Man Utd 1991-92	%	Year	Fee
Peter Schmeichel	18	1991	£530,000
Paul Ince	36	1989	£1,000,000
Denis Irwin	22	1990	£625,000
Steve Bruce	43	1987	£825,000
Gary Pallister	82	1989	£2,300,000
Bryan Robson	100	1981	£1,500,000
Ryan Giggs	0	1987	£0
Brian McClair	45	1987	£850,000
Mark Hughes	95	1988	£1,800,000
Andrei Kanchelskis	22	1991	£650,000
Neil Webb	56	1989	£1,500,000
Man Utd 1991-92 Strongest XI	46.3		£11,580,000
Lee Sharpe	7	1988	£200,000
Clayton Blackmore	0	1982	£0
Paul Parker	69	1991	£2,000,000
Mal Donaghy	24	1988	£650,000
Darren Ferguson	0	-	£0
Gary Walsh	0	-	£0
Mike Phelan	27	1989	£750,000
Man U 91/92 Squad	36		

Man Utd 1992-93	%	Year	Fee
Peter Schmeichel	18	1991	£530,000
Paul Ince	36	1989	£1,000,000
Denis Irwin	22	1990	£625,000
Steve Bruce	43	1987	£825,000
Mike Phelan	27	1989	£750,000
Gary Pallister	82	1989	£2,300,000
Eric Cantona	36	1992	£1,200,000
Ryan Giggs	0	1987	£0
Brian McClair	45	1987	£850,000
Mark Hughes	95	1988	£1,800,000
Andrei Kanchelskis	22	1991	£650,000
Man U 92/93 Strongest XI	38.7		£10,530,000
Bryan Robson	100	1981	£1,500,000
Lee Sharpe	7	1988	£200,000
Clayton Blackmore	0	1982	£0
Paul Parker	69	1991	£2,000,000
Dion Dublin	30	1992	£1,000,000
Man U 92/93 Squad	39.5		

* Teams to finish in the top 2, or the ultra-big spenders

Man Utd 1993-94	%	Year	Fee
Peter Schmeichel	18	1991	£530,000
Paul Ince	36	1989	£1,000,000
Denis Irwin	22	1990	£625,000
Steve Bruce	43	1987	£825,000
Roy Keane	100	1993	£3,750,000
Gary Pallister	82	1989	£2,300,000
Eric Cantona	36	1992	£1,200,000
Ryan Giggs	0	1987	£0
Brian McClair	45	1987	£850,000
Mark Hughes	95	1988	£1,800,000
Andrei Kanchelskis	22	1991	£650,000
Man Utd 1993-94 Strongest XI	45.4		£13,530,000
Bryan Robson	100	1981	£1,500,000
Lee Sharpe	7	1988	£200,000
David May	24	1994	£1,200,000
Paul Parker	69	1991	£2,000,000
Dion Dublin	30	1992	£1,000,000
Man Utd 1993-94 Squad	45.6		

Liverpool 1993-94	%	Year	Fee
Bruce Grobbelaar	17	1981	£250,000
Rob Jones	10	1991	£300,000
Neil Ruddock	76	1993	£2,500,000
Mark Wright	76	1991	£2,200,000
Julian Dicks	67	1993	£2,500,000
Steve McManaman	0	1989	£0
Nigel Clough	61	1993	£2,275,000
John Barnes	60	1987	£900,000
Jamie Redknapp	12	1991	£350,000
Ian Rush	100	1988	£2,800,000
Robbie Fowler	0	1993	£0
Liverpool 1993-94 Strongest XI	43.5		£14,075,000
David James	30	1992	£1,000,000
Mark Walters	43	1991	£1,250,000
Steve Harkness	3	1989	£75,000
Don Hutchison	6	1990	£175,000
Ronnie Whelan	0	1979	£0
Dominic Matteo	0	1993	£0
Jan Molby	13	1984	£200,000
Paul Stewart	70	1992	£2,300,000
Stig Inge Bjornebye	18	1992	£600,000
Michael Thomas	52	1991	£1,500,000
David Burrows	20	1988	£550,000
Ronny Rosenthal	43	1990	£1,000,000
Liverpool 1993-94 Squad	33.8		

Blackburn 1994/95	%	Year	Fee
Tim Flowers	64	1993	£2,400,000
Graeme Le Saux	19	1993	£700,000
Colin Hendry	24	1991	£700,000
Ian Pearce	8	1993	£300,000
Henning Berg	11	1993	£400,000
Stuart Ripley	39	1992	£1,300,000
Tim Sherwood	15	1992	£500,000
David Batty	73	1993	£2,750,000
Jason Wilcox	0	-	Trainee
Alan Shearer	100	1992	£3,300,000
Chris Sutton	100	1994	£5,000,000
Blackburn 1994/95 Strongest XI	41.2		£17,350,000
Mike Newell	38	1991	£1,100,000
Paul Warhurst	71	1993	£2,650,000
Kevin Gallacher	40	1993	£1,500,000
Mark Atkins	2	1988	£45,000
Jeff Kenna	21	1995	£1,500,000
Tony Gale	0	1994	Free
Robbie Slater	6	1994	£300,000
Blackburn 1994/95 Squad	35.1		

Man Utd 1995/96	%	Year	Fee
Peter Schmeichel	18	1991	£530,000
Denis Irwin	22	1990	£625,000
Steve Bruce	43	1987	£825,000
Gary Pallister	82	1989	£2,300,000
Gary Neville	0	1991	£0
David Beckham	0	1993	£0
Ryan Giggs	0	1987	£0
Roy Keane	100	1993	£3,750,000
Nicky Butt	0	1991	£0
Andy Cole	100	1995	£7,000,000
Eric Cantona	36	1992	£1,200,000
Man Utd 1995/96 Strongest XI	XI	36.5	£16,230,000
Brian McClair	45	1987	£850,000
Bryan Robson	100	1981	£1,500,000
Lee Sharpe	7	1988	£200,000
David May	24	1994	£1,200,000
Phil Neville	0	1994	£0
Paul Scholes	0	1993	£0
Paul Parker	69	1991	£2,000,000
Man Utd 1995/96 Squad	35.9		

Newcastle 1995/96	%	Year	Fee
Shaka Hislop	23	1995	£1,575,000
Warren Barton	57	1995	£4,000,000
Philippe Albert	53	1994	£2,650,000
Darren Peacock	48	1994	£2,400,000
Rob Lee	21	1992	£700,000
David Batty	25	1996	£3,750,000
Keith Gillespie	14	1995	£1,000,000
David Ginola	33	1995	£2,500,000
Alan Shearer	100	1996	£15,000,000
Faustino Asprilla	79	1996	£6,700,000
Les Ferdinand	86	1995	£6,000,000
<i>Newcastle 1995/96 Strongest XI</i>	<i>49.0</i>		<i>£46,275,000</i>
John Beresford	20	1992	£650,000
Peter Beardsley	37	1993	£1,400,000
Steve Howey	0	-	£0
Lee Clarke	0	-	£0
Paul Kitson	45	1994	£2,250,000
Steve Watson	0	-	£0
<i>Newcastle 1995/96 Squad</i>	<i>37.7</i>		

Liverpool 1995/96	%	Year	Fee
David James	30	1992	£1,000,000
Rob Jones	10	1991	£300,000
Phil Babb	72	1994	£3,600,000
John Scales	70	1994	£3,500,000
Mark Wright	76	1991	£2,200,000
Jason McAteer	60	1995	£4,500,000
John Barnes	60	1987	£900,000
Jamie Redknapp	12	1991	£350,000
Steve McManaman	0	1989	£0
Robbie Fowler	0	1993	£0
Stan Collymore	100	1995	£8,500,000
<i>Liverpool 1995/96 Strongest XI</i>	<i>44.5</i>		<i>£24,850,000</i>
Michael Thomas	52	1991	£1,500,000
Ian Rush	100	1988	£2,800,000
Neil Ruddock	76	1993	£2,500,000
Mark Kennedy	18	1995	£1,500,000
Dominic Matteo	0	1993	£0
Stig Inge Bjornebye	18	1992	£600,000
Nigel Clough	61	1993	£2,275,000
Paul Stewart	70	1992	£2,300,000
<i>Liverpool 1995/96 Squad</i>	<i>46.6</i>		

Man Utd 1996/97	%	Year	Fee
Peter Schmeichel	18	1991	£530,000
Denis Irwin	22	1990	£625,000
Ronny Johnsen	8	1996	£1,200,000
Gary Pallister	82	1989	£2,300,000
Gary Neville	0	1991	£0
David Beckham	0	1993	£0
Ryan Giggs	0	1987	£0
Roy Keane	100	1993	£3,750,000
Nicky Butt	0	1991	£0
Andy Cole	100	1995	£7,000,000
Eric Cantona	36	1992	£1,200,000
Man Utd 1996/97 Strongest XI	33.3		£16,605,000
Ole Gunnar Solskjaer	10	1996	£1,500,000
Lee Sharpe	7	1988	£200,000
David May	24	1994	£1,200,000
Phil Neville	0	1994	£0
Paul Scholes	0	1993	£0
Karel Poborsky	23	1996	£3,500,000
Jordi Cruyff	9	1996	£1,300,000
Man Utd 1996/97 Squad	24.4		

Arsenal 1997/98	%	Year	Fee
David Seaman	48	1990	£1,300,000
Nigel Winterburn	23	1987	£350,000
Lee Dixon	21	1988	£400,000
Tony Adams	0	Trainee	£0
Martin Keown	53	1993	£2,000,000
Emmanuel Petit	17	1997	£2,500,000
David Platt	56	1995	£4,750,000
Patrick Vieira	23	1996	£3,500,000
Marc Overmars	47	1997	£7,000,000
Dennis Bergkamp	100	1995	£7,500,000
Ian Wright	86	1991	£2,500,000
Arsenal 1997/98 Strongest XI	43.1		£31,800,000
Nicolas Anelka	3	1997	£500,000
Ray Parlour	0	Trainee	£0
Gilles Grimandi	17	1997	£2,500,000
Christopher Wreh	2	1997	£300,000
Alex Manninger	3	1997	£500,000
Remi Garde	0	1996	Free
Matthew Upson	13	1997	£2,000,000
Luis Boa Morte	12	1997	£1,750,000
Arsenal 1997/98 Squad	27.6		

Man Utd 1997/98	%	Year	Fee
Peter Schmeichel	18	1991	£530,000
Denis Irwin	22	1990	£625,000
Henning Berg	33	1997	£5,000,000
Jaap Stam	72	1997	£10,750,000
Gary Neville	0	1991	£0
David Beckham	0	1993	£0
Ryan Giggs	0	1987	£0
Roy Keane	100	1993	£3,750,000
Nicky Butt	0	1991	£0
Andy Cole	100	1995	£7,000,000
Teddy Sheringham	23	1997	£3,500,000
Man Utd 1997/98 Strongest XI	33.5		£31,155,000
Ole Gunnar Solskjaer	10	1996	£1,500,000
David May	24	1994	£1,200,000
Phil Neville	0	1994	£0
Paul Scholes	0	1993	£0
Ronny Johnsen	8	1996	£1,200,000
Jordy Cruyff	9	1996	£1,300,000
Man Utd 1997/98 Squad	24.6		

Man Utd 1998/99	%	Year	Fee
Peter Schmeichel	18	1991	£530,000
Denis Irwin	22	1990	£625,000
Henning Berg	33	1997	£5,000,000
Jaap Stam	72	1997	£10,750,000
Gary Neville	0	1991	£0
David Beckham	0	1993	£0
Ryan Giggs	0	1987	£0
Roy Keane	100	1993	£3,750,000
Nicky Butt	0	1991	£0
Andy Cole	100	1995	£7,000,000
Dwight Yorke	84	1998	£12,600,000
Man Utd 1998/99 Strongest XI	39		£40,255,000
Ole Gunnar Solskjaer	10	1996	£1,500,000
David May	24	1994	£1,200,000
Phil Neville	0	1994	£0
Paul Scholes	0	1993	£0
Ronny Johnsen	8	1996	£1,200,000
Jordy Cruyff	9	1996	£1,300,000
Teddy Sheringham	23	1997	£3,500,000
Jesper Blomqvist	29	1998	£4,400,000
Man Utd 1998/99 Squad	28		

Man Utd 1999/2000	%	Year	Fee
Mark Bosnich	0	1999	£0
Denis Irwin	22	1990	£625,000
Henning Berg	33	1997	£5,000,000
Jaap Stam	72	1997	£10,750,000
Gary Neville	0	1991	£0
David Beckham	0	1993	£0
Ryan Giggs	0	1987	£0
Roy Keane	100	1993	£3,750,000
Nicky Butt	0	1991	£0
Andy Cole	100	1995	£7,000,000
Dwight Yorke	84	1998	£12,600,000
Man Utd 1999/2000 Strongest XI	37.4		£39,725,000
Massimo Taibi	30	1999	£4,500,000
Ole Gunnar Solskjaer	10	1996	£1,500,000
David May	24	1994	£1,200,000
Phil Neville	0	1994	£0
Paul Scholes	0	1993	£0
Ronny Johnsen	8	1996	£1,200,000
Jordy Cruyff	9	1996	£1,300,000
Sheringham	23	1997	£3,500,000
Jesper Blomqvist	29	1998	£4,400,000
Quinton Fortune	10	1999	£1,500,000
Mikael Sylvestre	27	1999	£4,000,000
Man Utd 1999/2000 Squad	26.4		

Man Utd 2000/2001	%	Year	Fee
Fabien Barthez	43	2000	£7,800,000
Denis Irwin	23	1990	£625,000
Ronny Johnsen	8	1996	£1,200,000
Jaap Stam	72	1997	£10,750,000
Gary Neville	0	1991	£0
David Beckham	0	1993	£0
Ryan Giggs	0	1987	£0
Roy Keane	100	1993	£3,750,000
Nicky Butt	0	1991	£0
Andy Cole	100	1995	£7,000,000
Dwight Yorke	84	1998	£12,600,000
Man Utd 2000/2001 Strongest XI	39.1		£43,725,000
Mark Bosnich	0	1999	£0
Ole Gunnar Solskjaer	10	1996	£1,500,000
David May	24	1994	£1,200,000
Phil Neville	0	1994	£0
Paul Scholes	0	1993	£0
Sheringham	23	1997	£3,500,000
Jesper Blomqvist	29	1998	£4,400,000
Quinton Fortune	10	1999	£1,500,000
Mikael Sylvestre	27	1999	£4,000,000
Man Utd 2000/2001 Squad	27.7		

Man United 2001/02	%	Year	Fee
Fabien Barthez	43	2000	£7,800,000
Gary Neville	0	1992	£0
Wes Brown	0	1992	£0
Rio Ferdinand	100	2002	£29,100,000
Mikaël Silvestre	23	1999	£3,500,000
David Beckham	0	1993	£0
Roy Keane	100	1993	£3,750,000
Juan Sebastián Verón	100	2001	£28,100,000
Ryan Giggs	0	1987	£0
Paul Scholes	0	1994	£0
Ruud van Nistelrooy	100	2001	£19,000,000
Arsenal 2001/02 Strongest XI	42.4		£91,250,000
Roy Carroll	13	2001	£2,500,000
Phil Neville	0	1994	£0
Nicky Butt	0	1991	£0
John O'Shea	0	1998	£0
Ole Gunnar Solskjær	10	1996	£1,500,000
Arsenal 2001/02 Squad	30.6		

Arsenal 2001/02	%	Year	Fee
David Seaman	46	1990	£1,300,000
Lauren	40	2000	£7,200,000
Lee Dixon	14	1988	£400,000
Tony Adams	0	Trainee	£0
Martin Keown	53	1993	£2,000,000
Patrick Vieira	23	1996	£3,500,000
Robert Pires	33	2000	£6,000,000
Fredrik Ljungberg	20	1998	£3,000,000
Sylvain Wiltord	72	2000	£13,000,000
Dennis Bergkamp	100	1995	£7,500,000
Thierry Henry	70	1999	£10,500,000
Arsenal 2001/02 Strongest XI	42.8		£54,400,000
Richard Wright	32	2001	£6,000,000
Giovanni van Bronckhorst	45	2001	£8,500,000
Jermaine Pennant	7	2002	£2,000,000
Oleg Luzhnyy	12	1999	£1,800,000
Nwankwu Kanu	28	1999	£4,150,000
Sol Campbell	0	2001	£0
Francis Jeffers	42	2001	£8,000,000
Ashley Cole	0	2000	£0
Edu	33	2001	£6,000,000
Ray Parlour	0	Trainee	£0
Arsenal 2001/02 Squad	33.5		

Liverpool 2001/02	%	Year	Fee
Jerzy Dudek	17	2001	£4,850,000
Jamie Carragher	0	1997	£0
Sami Hyppia	17	1999	£2,500,000
Stephane Henchoz	18	1999	£3,500,000
John Arne Riise	21	2001	£4,000,000
Gary McAllister	0	2000	£0
Danny Murphy	10	1997	£1,500,000
Dietmar Hamann	53	1999	£8,000,000
Steven Gerrard	0	1998	£0
Michael Owen	0	1997	£0
Emile Heskey	61	2000	£11,000,000
Liverpool 2001/02 Strongest XI	17.9		£35,350,000
Vladimir Smicer	25	1999	£3,750,000
Jari Litmanen	0	2001	£0
Patrik Berger	22	1996	£3,250,000
Nicolas Anelka	0	2001	£0
Robbie Fowler	0	1993	£0
Stephen Wright	0	2000	£0
Abel Xavier	3	2002	£750,000
Nick Barmby	33	2000	£6,000,000
Igor Biscan	31	2000	£5,500,000
Gregory Vignal	3	2000	£500,000
Jamie Redknapp	13	1991	£350,000
Markus Babbel	0	2000	£0
Pegguy Arphexad	0	2000	£0
Chris Kirkland	21	2001	£6,000,000
Sander Westerveld	27	1999	£4,000,000
Liverpool 2001/02 Squad	14.4		

Man Utd 2002/03	%	Year	Fee
Fabien Barthez	43	2000	£7,800,000
Gary Neville	0	1992	£0
Rio Ferdinand	100	2002	£29,100,000
Laurent Blanc	0	2001	£0
Quinton Fortune	10	1999	£1,500,000
David Beckham	0	1993	£0
Roy Keane	100	1993	£3,750,000
Juan Sebastián Verón	100	2001	£28,100,000
Ryan Giggs	0	1987	£0
Ruud van Nistelrooy	100	2001	£19,000,000
Diego Forlan	25	2002	£6,900,000
Man Utd 2002/03 Strongest XI	43.5		£96,150,000
Paul Scholes	0	1994	£0
Mikaël Silvestre	23	1999	£3,500,000
Luke Chadwick	0	1999	£0
Wes Brown	0	1996	£0
John O'Shea	0	1998	£0
Nicky Butt	0	1991	£0
David May	24	1994	£1,200,000
Roy Carroll	13	2001	£2,500,000
Ole Gunnar Solskjær	10	1996	£1,500,000
Phil Neville	0	1994	£0
Man Utd 2002/03 Squad	26.1		

Arsenal 2002/03	%	Year	Fee
David Seaman	46	1990	£1,300,000
Sol Campbell	0	2001	£0
Ashley Cole	0	2000	£0
Martin Keown	53	1993	£2,000,000
Lauren	40	2000	£7,200,000
Patrick Vieira	23	1996	£3,500,000
Gilberto	15	2002	£4,500,000
Fredrik Ljungberg	20	1998	£3,000,000
Robert Pires	33	2000	£6,000,000
Dennis Bergkamp	100	1995	£7,500,000
Thierry Henry	70	1999	£10,500,000
Arsenal 2002/03 Strongest XI	36.4		£45,500,000
Stuart Taylor	0	2001	£0
Pascal Cygan	7	2002	£2,100,000
Giovanni van Bronckhorst	45	2001	£8,500,000
Jermaine Pennant	7	2002	£2,000,000
Oleg Luzhnyy	12	1999	£1,800,000
Nwankwu Kanu	28	1999	£4,150,000
Francis Jeffers	42	2001	£8,000,000
Edu	33	2001	£6,000,000
Ray Parlour	0	Trainee	£0
Jérémie Aliadere	0	2000	£0
Sylvain Wiltord	72	2000	£13,000,000
Kolo Toure	1	2002	£150,000
Arsenal 2002/03 Squad	29.4		

Arsenal 2003/04	%	Year	Fee
Jens Lehman	0	2003	£0
Sol Campbell	0	2001	£0
Ashley Cole	0	2000	£0
Martin Keown	53	1993	£2,000,000
Lauren	40	2000	£7,200,000
Patrick Vieira	23	1996	£3,500,000
Gilberto	15	2002	£4,500,000
Fredrik Ljungberg	20	1998	£3,000,000
Robert Pires	33	2000	£6,000,000
Dennis Bergkamp	100	1995	£7,500,000
Thierry Henry	70	1999	£10,500,000
Arsenal 2003/04 Strongest XI	32.2		£44,200,000
José Antonio Reyes	36	2004	£10,500,000
Stuart Taylor	0	2001	£0
Pascal Cygan	7	2002	£2,100,000
Giovanni van Bronckhorst	45	2001	£8,500,000
Jermaine Pennant	7	2002	£2,000,000
Oleg Luzhnyy	12	1999	£1,800,000
Nwankwu Kanu	28	1999	£4,150,000
Edu	33	2001	£6,000,000
Ray Parlour	0	Trainee	£0
Jérémie Aliadere	0	2000	£0
Philippe Senderos	9	2002	£2,500,000
Cesc Fabregas	0	2003	£0
Kolo Toure	1	2002	£150,000
Gael Clichy	0	2003	£0
Sylvain Wiltord	72	2000	£13,000,000
Arsenal 2003/04 Squad	23.2		

Chelsea 2003/04	%	Year	Fee
Carlo Cudicini	1	1999	£160,000
Glen Johnson	21	2003	£6,000,000
Wayne Bridge	24	2003	£7,000,000
John Terry	0	1998	£0
William Gallas	33	2001	£6,200,000
Frank Lampard	58	2001	£11,000,000
Joe Cole	23	2003	£6,600,000
Damien Duff	58	2003	£17,000,000
Claude Makelele	58	2003	£16,800,000
Eidur Gudjohnsen	22	2000	£4,000,000
Jimmy Floyd Hasselbaink	83	2000	£15,000,000
Chelsea 2003/04 Strongest XI	34.6		£89,760,000
Marco Ambrosio	0	2003	£0
Neil Sullivan	0	2003	£0
Winston Bogarde	0	2000	£0
Celestine Babayaro	15	1997	£2,250,000
Marcel Desailly	31	1998	£4,600,000
Robert Huth	0	2001	£0
Mario Melchiot	0	1999	£0
Geremi	24	2003	£6,900,000
Jesper Grønkjær	42	2000	£7,500,000
Scott Parker	34	2004	£10,000,000
Emmanuel Petit	39	2001	£7,500,000
Mario Stanic	31	2000	£5,600,000
Juan Sebastian Veron	52	2003	£15,000,000
Hernan Jorge Crespo	58	2003	£16,800,000
Adrian Mutu	54	2003	£15,800,000
Chelsea 2003/04 Squad	29.3		

Chelsea 2004/05	%	Year	Fee
Petr Cech	24	2004	£7,000,000
William Gallas	33	2001	£6,200,000
Ricardo Carvalho	68	2004	£19,850,000
John Terry	0	1998	£0
Paulo Ferreira	45	2004	£13,200,000
Joe Cole	23	2003	£6,600,000
Frank Lampard	58	2001	£11,000,000
Claude Makelele	58	2003	£16,800,000
Damien Duff	58	2003	£17,000,000
Didier Drogba	82	2004	£24,000,000
Arjen Robben	42	2004	£12,100,000
Chelsea 2004/05 Strongest XI	44.6		£133,750,000
Carlo Cudicini	1	1999	£160,000
Wayne Bridge	24	2003	£7,000,000
Geremi	24	2003	£6,900,000
Tiago	34	2004	£10,000,000
Glen Johnson	21	2003	£6,000,000
Mateja Kezman	18	2004	£5,300,000
Robert Huth	0	2001	£0
Scott Parker	34	2004	£10,000,000
Eidur Gudjohnsen	22	2000	£4,000,000
Jirí Jarošík	14	2004	£4,000,000
Chelsea 2004/05 Squad	32.5		

Arsenal 2004/05	%	Year	Fee
Jens Lehman	0	2003	£0
Sol Campbell	0	2001	£0
Ashley Cole	0	2000	£0
Kolo Toure	1	2002	£150,000
Lauren	40	2000	£7,200,000
Patrick Vieira	23	1996	£3,500,000
Gilberto	15	2002	£4,500,000
Fredrik Ljungberg	20	1998	£3,000,000
Robert Pires	33	2000	£6,000,000
Dennis Bergkamp	100	1995	£7,500,000
Thierry Henry	70	1999	£10,500,000
Arsenal 2004/05 Strongest XI	27.5		£42,350,000
José Antonio Reyes	36	2004	£10,500,000
Manuel Almunia	9	2004	£2,500,000
Stuart Taylor	0	2001	£0
Pascal Cygan	7	2002	£2,100,000
Edu	33	2001	£6,000,000
Jérémie Aliadere	0	2000	£0
Justin Hoyte	0	2004	£0
Philippe Senderos	9	2002	£2,500,000
Cesc Fabregas	0	2003	£0
Robin Van Persie	9	2004	£2,750,000
Mathieu Flamini	3	2004	£1,000,000
Emmanuel Eboue	0	2004	£0
Gael Clichy	0	2003	£0
Sylvain Wiltord	72	2000	£13,000,000
Arsenal 2004/05 Squad	19.2		

Chelsea 2005/06	%	Year	Fee
Petr Cech	24	2004	£7,000,000
William Gallas	33	2001	£6,200,000
Ricardo Carvalho	68	2004	£19,850,000
John Terry	0	1998	£0
Paulo Ferreira	45	2004	£13,200,000
Michael Essien	84	2005	£24,400,000
Frank Lampard	58	2001	£11,000,000
Claude Makelele	58	2003	£16,800,000
Damien Duff	58	2003	£17,000,000
Didier Drogba	82	2004	£24,000,000
Arjen Robben	42	2004	£12,100,000
Chelsea 2005/06 Strongest XI	50.2		£151,550,000
Carlo Cudicini	1	1999	£160,000
Wayne Bridge	24	2003	£7,000,000
Geremi	24	2003	£6,900,000
Tiago	34	2004	£10,000,000
Glen Johnson	21	2003	£6,000,000
Robert Huth	0	2001	£0
Hernan Jorge Crespo	58	2003	£16,800,000
Joe Cole	23	2003	£6,600,000
Eidur Gudjohnsen	22	2000	£4,000,000
Asier Del Horno	27	2005	£8,000,000
Shaun Wright-Phillips	72	2005	£21,000,000
Chelsea 2005/06 Squad	39.0		

Man Utd 2005/06	%	Year	Fee
Edwin van der Sar	7	2005	£2,000,000
Nemanja Vidic	24	2006	£7,000,000
Gary Neville	0	1991	£0
Rio Ferdinand	100	2002	£29,100,000
Gabriel Heinze	24	2004	£6,900,000
Paul Scholes	0	1993	£0
Roy Keane	100	1993	£3,750,000
Ryan Giggs	0	1987	£0
Ruud van Nistelrooy	100	2001	£19,000,000
Cristiano Ronaldo	42	2003	£12,200,000
Wayne Rooney	93	2004	£27,000,000
Man Utd 2005/06 Strongest XI	44.5		£106,950,000
Alan Smith	24	2004	£7,000,000
Patrice Evra	19	2006	£5,500,000
John O'Shea	0	1998	£0
Tim Howard	8	2003	£2,300,000
Darren Fletcher	0	2003	£0
Louis Saha	44	2004	£12,800,000
Mikael Silvestre	23	1999	£3,500,000
Dong Fangzhuo	2	2004	£500,000
Wes Brown	0	1996	£0
Kieran Richardson	0	2002	£0
Ole Gunnar Solskjær	10	1996	£1,500,000
Ji-Sung Park	14	2005	£4,000,000
Quinton Fortune	10	1999	£1,500,000
Liam Miller	0	2004	£0
Man Utd 2005/06 squad	25.8		

Liverpool 2005/06	%	Year	Fee
Jose Reina	21	2005	£6,000,000
John Arne Riise	21	2001	£4,000,000
Sami Hyypia	17	1999	£2,600,000
Jamie Carragher	0	1996	£0
Steve Finnan	12	2003	£3,500,000
Xabi Alonso	36	2004	£10,500,000
Steven Gerrard	0	1998	£0
Harry Kewell	17	2003	£5,000,000
Luis Garcia	21	2004	£6,000,000
Mohamed Sissoko	18	2005	£5,300,000
Peter Crouch	24	2005	£7,000,000
Liverpool 2005/06 strongest XI	17.0		£49,900,000
Djibril Cissé	48	2004	£14,000,000
Fernando Morientes	32	2005	£6,300,000
Dietmar Hamann	53	1999	£8,000,000
Stephen Warnock	0	2004	£0
Djimi Traore	3	1999	£500,000
Boudewijn Zenden	0	2005	£0
Jan Kromkamp	0	2005	£0
Robbie Fowler	0	2006	£0
Florent S.-Pongolle	7	2002	£2,000,000
Jerzy Dudek	26	2001	£4,850,000
Daniel Agger	20	2006	£5,800,000
Scott Carson	3	2005	£750,000
Milan Baros	11	2002	£3,200,000
Anthony Le Tallec	16	2002	£3,000,000
Liverpool 2005/06 squad	16.2		

Man Utd 2006/07	%	Year	Fee
Edwin van der Sar	7	2005	£2,000,000
Wes Brown	0	1996	£0
Patrice Evra	19	2006	£5,500,000
Rio Ferdinand	100	2002	£29,100,000
Nemanja Vidic	24	2006	£7,000,000
Michael Carrick	60	2006	£18,600,000
Paul Scholes	0	1993	£0
Ryan Giggs	0	1987	£0
Louis Saha	44	2004	£12,800,000
Cristiano Ronaldo	42	2003	£12,200,000
Wayne Rooney	93	2004	£27,000,000
Man Utd 2006/07 Strongest XI	35.4		£114,200,000
Ji-Sung Park	14	2005	£4,000,000
Gary Neville	0	1991	£0
Gabriel Heinze	24	2004	£6,900,000
Alan Smith	24	2004	£7,000,000
Ole Gunnar Solskjær	10	1996	£1,500,000
Kieran Richardson	0	2002	£0
John O'Shea	0	1998	£0
Darren Fletcher	0	2003	£0
Mikael Silvestre	23	1999	£3,500,000
Tomasz Kuszczyk	8	2006	£2,500,000
Phil Bardsley	0	2005	£0
Lee Martin	0	2005	£0
Chris Eagles	0	2003	£0
Henrik Larsson	0	2007	£0
Man Utd 2006/07 squad	19.7		

Chelsea 2006/07	%	Year	Fee
Petr Cech	24	2004	£7,000,000
Ashley Cole	52	2006	£16,000,000
Ricardo Carvalho	68	2004	£19,850,000
John Terry	0	1998	£0
Paulo Ferreira	45	2004	£13,200,000
Michael Essien	84	2005	£24,400,000
Frank Lampard	58	2001	£11,000,000
Claude Makelele	58	2003	£16,800,000
Michael Ballack	0	2006	£0
Didier Drogba	82	2004	£24,000,000
Andrei Shevchenko	100	2006	£30,800,000
Chelsea 2006/07 Strongest XI	51.9		£163,050,000
Carlo Cudicini	1	1999	£160,000
Hilario	0	2006	£0
Khalid Boulahrouz	28	2006	£8,500,000
Wayne Bridge	24	2003	£7,000,000
Geremi	24	2003	£6,900,000
Robert Huth	0	2001	£0
Lassana Diarra	3	2005	£1,000,000
Joe Cole	23	2003	£6,600,000
Solomon Kalou	17	2006	£8,000,000
John Obi Mikel	52	2006	£16,000,000
Arjen Robben	42	2004	£12,100,000
Shaun Wright-Phillips	72	2005	£21,000,000
Chelsea 2006/07 Squad	37.3		

Man Utd 2007/08	%	Year	Fee
Edwin van der Sar	7	2005	£2,000,000
Wes Brown	0	1996	£0
Patrice Evra	19	2006	£5,500,000
Rio Ferdinand	100	2002	£29,100,000
Nemanja Vidic	24	2006	£7,000,000
Michael Carrick	60	2006	£18,600,000
Owen Hargreaves	55	2007	£17,000,000
Ryan Giggs	0	1987	£0
Carlos Tevez	29	2007	£9,000,000
Cristiano Ronaldo	42	2003	£12,200,000
Wayne Rooney	93	2004	£27,000,000
Man Utd 2007/08 Squad	39.0		£127,400,000
Paul Scholes	0	1993	£0
Gary Neville	0	1991	£0
Ben Foster	3	2005	£1,000,000
John O'Shea	0	1998	£0
Jonny Evans	0	2007	£0
Gerard Pique	0	2004	£0
Darren Fletcher	0	2003	£0
Louis Saha	44	2004	£12,800,000
Mikael Silvestre	23	1999	£3,500,000
Dong Fangzhuo	2	2004	£500,000
Tomasz Kuszczyk	8	2006	£2,500,000
Anderson	58	2007	£18,000,000
Nani	45	2007	£14,000,000
Ji-Sung Park	14	2005	£4,000,000
Man Utd 2007/08 Squad	25.0		

Chelsea 2007/08	%	Year	Fee
Petr Cech	24	2004	£7,000,000
Ashley Cole	52	2006	£16,000,000
Ricardo Carvalho	68	2004	£19,850,000
John Terry	0	1998	£0
Paulo Ferreira	45	2004	£13,200,000
Michael Essien	84	2005	£24,400,000
Frank Lampard	58	2001	£11,000,000
Claude Makelele	58	2003	£16,800,000
Michael Ballack	0	2006	£0
Didier Drogba	82	2004	£24,000,000
Andrei Shevchenko	100	2006	£30,800,000
Chelsea 2007/08 Strongest XI	51.9		£163,050,000
Carlo Cudicini	1	1999	£160,000
Wayne Bridge	24	2003	£7,000,000
Florent Malouda	44	2007	£13,500,000
Lassana Diarra	3	2005	£1,000,000
Joe Cole	23	2003	£6,600,000
Solomon Kalou	16	2006	£8,000,000
Claudio Pizarro	0	2007	£0
John Obi Mikel	52	2006	£16,000,000
Hilario	0	2006	£0
Steve Sidwell	0	2007	£0
Juliano Belletti	12	2007	£3,700,000
Tal Ben Haim	0	2007	£0
Alex	0	2007	£0
Shaun Wright-Phillips	72	2005	£21,000,000
Chelsea 2007/08 Squad	32.7		

Arsenal 2007/08	%	Year	Fee
Manuel Almunia	9	2004	£2,500,000
Bakary Sagna	24	2007	£7,450,000
Gael Clichy	0	2003	£0
Kolo Toure	1	2002	£150,000
William Gallas	16	2006	£5,000,000
Mathieu Flamini	0	2004	£0
Alexsandr Hleb	38	2005	£11,200,000
Cesc Fabregas	0	2003	£0
Robin Van Persie	9	2004	£2,750,000
Emanuel Adebayor	24	2006	£7,000,000
Emmanuel Eboue	0	2004	£0
Arsenal 2007/08 Strongest XI	20.4		£36,050,000
Jens Lehman	0	1990	£0
Fabianski	6	2007	£2,000,000
Johan Djourou	0	2004	£0
Gilberto	15	2002	£4,500,000
Philippe Senderos	9	2002	£2,500,000
Lassana Diarra	13	2007	£4,000,000
Armand Traore	0	2006	£0
Alex Song	3	2005	£1,000,000
Abou Diaby	7	2006	£2,000,000
Fran Merida	0	2007	£0
Tomasz Rosicky	23	2006	£6,800,000
Theo Walcott	42	2006	£12,000,000
Nicklas Bendtner	1	2005	£200,000
Eduardo Da Silva	24	2007	£7,500,000
Arsenal 2007/08 Squad	10.6		

Liverpool 2008/09	%	Year	Fee
Jose Reina	21	2005	£6,000,000
Fabio Aurelio	0	2006	£0
Martin Skrtel	21	2008	£6,500,000
Jamie Carragher	0	1996	£0
Alvaro Arbeloa	9	2007	£2,640,000
Xabi Alonso	36	2004	£10,500,000
Steven Gerrard	0	1998	£0
Javier Mascherano	60	2007	£18,600,000
Albert Riera	26	2008	£8,000,000
Fernando Torres	75	2007	£23,000,000
Dirk Kuyt	29	2006	£9,000,000
Liverpool 2008/09 Strongest XI	25.2		£84,240,000
Ryan Babel	37	2007	£11,500,000
Robbie Keane	62	2008	£19,000,000
Yossi Benayoun	16	2007	£5,000,000
Lucas Leiva	16	2007	£5,000,000
Sami Hyypia	17	1999	£2,600,000
Andrea Dossena	23	2008	£7,000,000
David N'Gog	5	2008	£1,500,000
Emiliano Insua	6	2007	£2,000,000
Damien Plessis	0	2007	£0
Diego Cavalieri	11	2008	£3,500,000
Nabil El Zhar	1	2006	£200,000
Daniel Agger	20	2006	£5,800,000
Jermaine Pennant	22	2006	£6,700,000
Philipp Degen	0	2008	£0
Liverpool 2008/09 Squad	20.5		

Chelsea 2008/09	%	Year	Fee
Petr Cech	24	2004	£7,000,000
Ashley Cole	52	2006	£16,000,000
Ricardo Carvalho	68	2004	£19,850,000
John Terry	0	1998	£0
Jose Bosingwa	53	2008	£16,300,000
Michael Essien	84	2005	£24,400,000
Frank Lampard	58	2001	£11,000,000
Deco	26	2008	£8,000,000
Michael Ballack	0	2006	£0
Didier Drogba	82	2004	£24,000,000
Nicolas Anelka	49	2008	£15,000,000
Chelsea 2008/09 Strongest XI	45.1		£141,550,000
Carlo Cudicini	1	1999	£160,000
Paulo Ferreira	45	2004	£13,200,000
Branislav Ivanovic	29	2008	£9,000,000
Florent Malouda	44	2007	£13,500,000
Joe Cole	23	2003	£6,600,000
Solomon Kalou	16	2006	£8,000,000
Franco Di Santo	11	2008	£3,400,000
John Obi Mikel	52	2006	£16,000,000
Hilario	0	2006	£0
Ricardo Quaresma	0	2009	£0
Juliano Belletti	12	2007	£3,700,000
Michael Mancienne	0	2008	£0
Alex	0	2007	£0
Mineiro	0	2008	£0
Miroslav Stoch	0	2008	£0
Andrei Shevchenko (loaned out)	100	2006	£30,800,000
Wayne Bridge	24	2003	£7,000,000
Chelsea 2008/09 Squad	30.5		

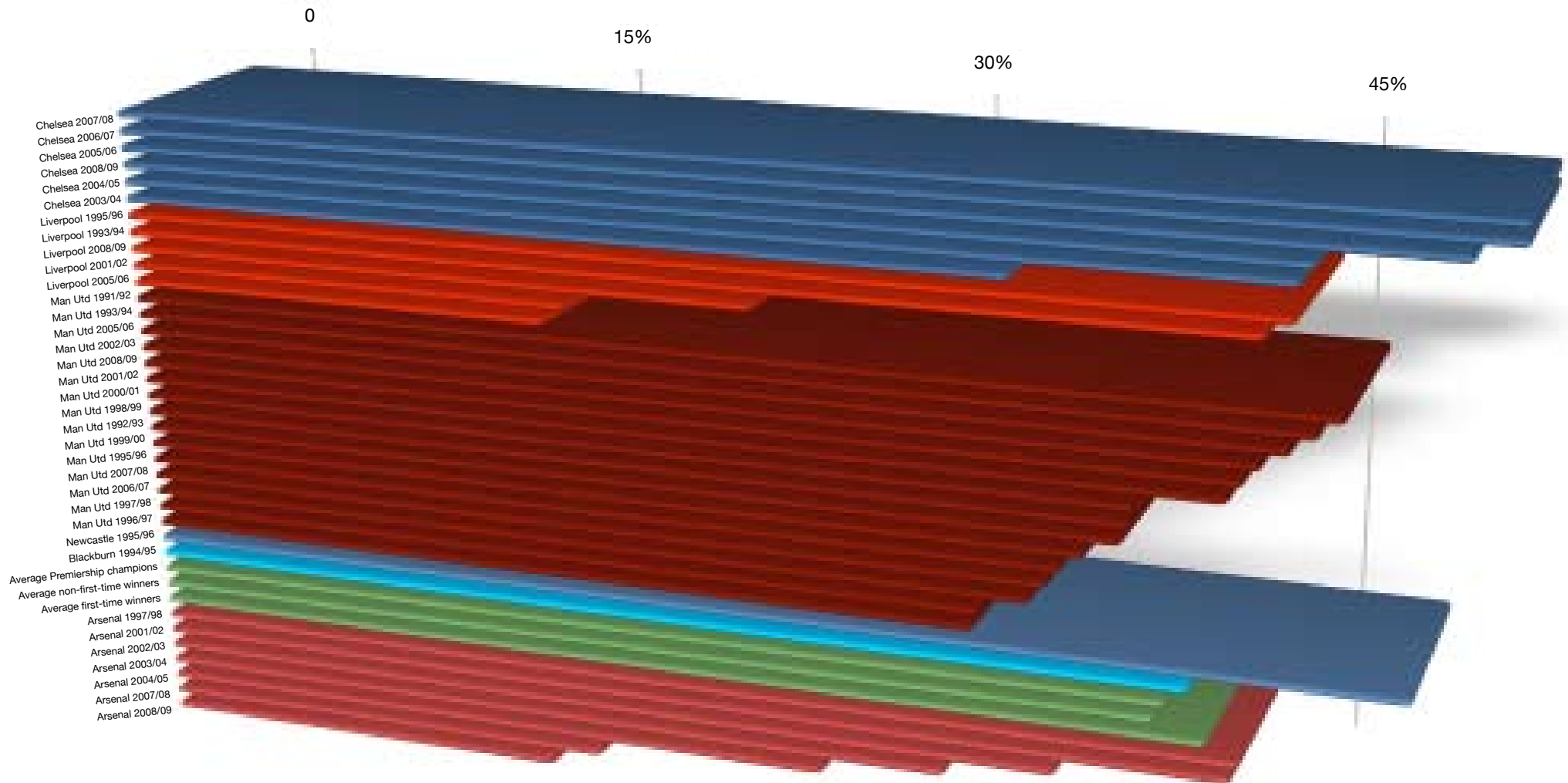
Arsenal 2008/09	%	Year	Fee
Manuel Almunia	9	2004	£2,500,000
Gael Clichy	0	2003	£0
Bakary Sagna	24	2007	£7,450,000
William Gallas	16	2006	£5,000,000
Kolo Toure	1	2002	£150,000
Denilson	11	2006	£3,400,000
Samir Nasri	41	2008	£12,700,000
Cesc Fabregas	0	2003	£0
Robin Van Persie	9	2004	£2,750,000
Emanuel Adebayor	24	2006	£7,000,000
Andriy Arshavin	46	2009	£15,000,000
Arsenal 2008/09 Strongest XI	16.5		£55,950,000
Lukasz Fabianski	6	2007	£2,000,000
Johan Djourou	0	2004	£0
Mikael Silvestre	0	2008	£0
Kieran Gibbs	0	2004	£0
Emmanuel Eboué	0	2004	£0
Alex Song	3	2005	£1,000,000
Abou Diaby	7	2006	£2,000,000
Aaron Ramsey	15	2008	£4,500,000
Tomasz Rosicky	23	2006	£6,800,000
Theo Walcott	42	2006	£12,000,000
Carlos Vela	0	2005	£125,000
Nicklas Bendtner	1	2005	£200,000
Eduardo Da Silva	24	2007	£7,500,000
Arsenal 2008/09 Squad	12.6		

Man Utd 2008/09	%	Year	Fee
Edwin van der Sar	7	2005	£2,000,000
Wes Brown	0	1996	£0
Patrice Evra	19	2006	£5,500,000
Rio Ferdinand	100	2002	£29,100,000
Nemanja Vidic	24	2006	£7,000,000
Michael Carrick	60	2006	£18,600,000
Darren Fletcher	0	2003	£0
Dimitar Berbatov	98	2008	£32,000,000
Carlos Tevez	29	2007	£9,000,000
Cristiano Ronaldo	42	2003	£12,200,000
Wayne Rooney	93	2004	£27,000,000
Man Utd 2008/09 Strongest XI	42.9		£142,400,000
Ji-Sung Park	14	2005	£4,000,000
Gary Neville	0	1991	£0
Ben Foster	3	2005	£1,000,000
John O'Shea	0	1998	£0
Jonny Evans	0	2007	£0
Dong Fangzhuo	2	2004	£500,000
Tomasz Kuszczak	8	2006	£2,500,000
Anderson	58	2007	£18,000,000
Nani	45	2007	£14,000,000
Ryan Giggs	0	1987	£0
Paul Scholes	0	1993	£0
Rafael Da Silva	10	2008	£3,000,000
Federico Macheda	10	2008	£3,000,000
Rodrigo Possebon	0	2008	£0
Zoran Tosic	33	2008	£10,000,000
Man Utd 2008/09 Squad	25.2		



COST OF MAJOR SQUADS IN PREMIERSHIP ERA

EXPRESSED AS % OF TRANSFER RECORD Including only those players who played some kind of role in the league campaign.



COST OF PLAYERS IN PREMIERSHIP ERA

EXPRESSED AS % OF TRANSFER RECORD – TOP 100 RESULTS (UP TO JUNE 2009)

Including only those players bought by the 'major clubs' and who *represented* title-challenging teams between 1992 and 2009 (therefore excludes players like Robinho)

Rank	Player	%	Year	Fee	Club	*
1	Andrei Shevchenko	100	2006	£30,800,000	Chelsea	*
1	Rio Ferdinand	100	2002	£29,100,000	Manchester United	*
1	Juan Sebastián Verón	100	2001	£28,100,000	Manchester United	*
1	Ruud van Nistelrooy	100	2001	£19,000,000	Manchester United	*
1	Alan Shearer	100	1996	£15,000,000	Newcastle United	*
1	Stan Collymore	100	1995	£8,500,000	Liverpool	*
1	Dennis Bergkamp	100	1995	£7,500,000	Arsenal	*
1	Andy Cole	100	1995	£7,000,000	Manchester United	*
1	Chris Sutton	100	1994	£5,000,000	Blackburn	*
1	Roy Keane	100	1993	£3,750,000	Manchester United	*
1	Alan Shearer	100	1992	£3,300,000	Blackburn	*
1	Ian Rush	100	1988	£2,800,000	Liverpool	*
1	Bryan Robson	100	1981	£1,500,000	Manchester United	*
14	Dimitar Berbatov	98	2008	£32,000,000	Manchester United	
15	Mark Hughes	95	1988	£1,800,000	Manchester United	
16	Wayne Rooney	93	2004	£27,000,000	Manchester United	
17	Les Ferdinand	86	1995	£6,000,000	Newcastle United	
17	Ian Wright	86	1991	£2,500,000	Arsenal	
19	Dwight Yorke	84	1998	£12,600,000	Manchester United	
19	Michael Essien	84	2005	£24,400,000	Chelsea	
21	Jimmy Floyd Hasselbaink	83	2000	£15,000,000	Chelsea	
22	Gary Pallister	82	1989	£2,300,000	Manchester United	
22	Didier Drogba	82	2004	£24,000,000	Chelsea	
24	Faustino Asprilla	79	1996	£6,700,000	Newcastle United	
25	Mark Wright	76	1991	£2,200,000	Liverpool	
27	Fernando Torres	75	2007	£23,000,000	Liverpool	
28	David Batty	73	1993	£2,750,000	Blackburn	
29	Jaap Stam	72	1997	£10,750,000	Manchester United	
29	Phil Babb	72	1994	£3,600,000	Liverpool	

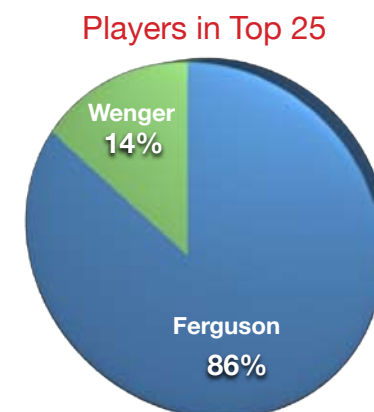
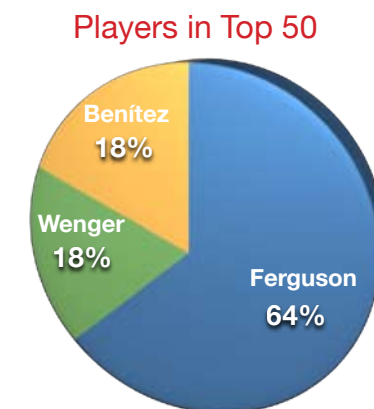
<i>Rank</i>	<i>Player</i>	<i>%</i>	<i>Year</i>	<i>Fee</i>	<i>Club</i>
29	Shaun Wright-Phillips	72	2005	£21,000,000	Chelsea
29	Sylvain Wiltord	72	2000	£13,000,000	Arsenal
33	Paul Warhurst	71	1993	£2,650,000	Blackburn
34	John Scales	70	1994	£3,500,000	Liverpool
34	Paul Stewart	70	1992	£2,300,000	Liverpool
34	Thierry Henry	70	1999	£10,500,000	Arsenal
37	Paul Parker	69	1991	£2,000,000	Manchester United
38	Ricardo Carvalho	68	2004	£19,850,000	Chelsea
39	Julian Dicks	67	1993	£2,500,000	Liverpool
40	Tim Flowers	64	1993	£2,400,000	Blackburn
41	Robbie Keane	62	2008	£19,000,000	Liverpool
42	Emile Heskey	61	2000	£11,000,000	Liverpool
42	Nigel Clough	61	1993	£2,275,000	Liverpool
44	Michael Carrick	60	2006	£18,600,000	Manchester United
44	Jason McAteer	60	1995	£4,500,000	Liverpool
44	John Barnes	60	1987	£900,000	Liverpool
44	Javier Mascherano	60	2007	£18,000,000	Liverpool
48	Anderson	58	2007	£18,000,000	Manchester United
49	Hernan Jorge Crespo	58	2003	£16,800,000	Chelsea
50	Damien Duff	58	2003	£17,000,000	Chelsea
50	Claude Makelele	58	2003	£16,800,000	Chelsea
50	Frank Lampard	58	2001	£11,000,000	Chelsea
53	Warren Barton	57	1995	£4,000,000	Newcastle United
54	Neil Webb	56	1989	£1,500,000	Manchester United
54	David Platt	56	1995	£4,750,000	Arsenal
56	Owen Hargreaves	55	2007	£17,000,000	Manchester United
57	Adrian Mutu	54	2003	£15,800,000	Chelsea
58	Philippe Albert	53	1994	£2,650,000	Newcastle United
58	Dietmar Hamann	53	1999	£8,000,000	Liverpool
58	Jose Bosingwa	53	2008	£16,300,000	Chelsea
58	Martin Keown	53	1993	£2,000,000	Arsenal
62	Michael Thomas	52	1991	£1,500,000	Liverpool
62	John Obi Mikel	52	2006	£16,000,000	Chelsea
62	Juan Sebastian Veron	52	2003	£15,000,000	Chelsea
62	Ashley Cole	52	2006	£16,000,000	Chelsea
66	Nicolas Anelka	49	2008	£15,000,000	Chelsea

<i>Rank</i>	<i>Player</i>	<i>%</i>	<i>Year</i>	<i>Fee</i>	<i>Club</i>
67	Darren Peacock	48	1994	£2,400,000	Newcastle United
67	Djibril Cissé	48	2004	£14,000,000	Liverpool
69	Marc Overmars	47	1997	£7,000,000	Arsenal
70	Andriy Arshavin	46	2009	£15,000,000	Arsenal
71	David Seaman	46	1990	£1,300,000	Arsenal
72	Paul Kitson	45	1994	£2,250,000	Newcastle United
72	Nani	45	2007	£14,000,000	Manchester United
72	Brian McClair	45	1987	£850,000	Manchester United
72	Paulo Ferreira	45	2004	£13,200,000	Chelsea
72	Giovanni van Bronckhorst	45	2001	£8,500,000	Arsenal
77	Louis Saha	44	2004	£12,800,000	Manchester United
78	Florent Malouda	44	2007	£13,500,000	Chelsea
79	Fabien Barthez	43	2000	£7,800,000	Manchester United
79	Steve Bruce	43	1987	£825,000	Manchester United
79	Mark Walters	43	1991	£1,250,000	Liverpool
79	Ronny Rosenthal	43	1990	£1,000,000	Liverpool
83	Cristiano Ronaldo	42	2003	£12,200,000	Manchester United
83	Arjen Robben	42	2004	£12,100,000	Chelsea
83	Jesper Grønkjær	42	2000	£7,500,000	Chelsea
83	Francis Jeffers	42	2001	£8,000,000	Arsenal
87	Samir Nasri	41	2008	£12,700,000	Arsenal
88	Kevin Gallacher	40	1993	£1,500,000	Blackburn
88	Lauren	40	2000	£7,200,000	Arsenal
90	Stuart Ripley	39	1992	£1,300,000	Blackburn
90	Emmanuel Petit	39	2001	£7,500,000	Arsenal
92	Mike Newell	38	1991	£1,100,000	Blackburn
92	Alexsandr Hleb	38	2005	£11,200,000	Arsenal
94	Peter Beardsley	37	1993	£1,400,000	Newcastle United
94	Ryan Babel	37	2007	£11,500,000	Liverpool
96	Eric Cantona	36	1992	£1,200,000	Manchester United
96	Paul Ince	36	1989	£1,000,000	Manchester United
96	Xabi Alonso	36	2004	£10,500,000	Liverpool
96	José Antonio Reyes	36	2004	£10,500,000	Arsenal
100	Tiago	34	2004	£10,000,000	Chelsea

COST OF MAJOR TRANSFERS IN PREMIERSHIP ERA

BASED ON TABLE FROM PREVIOUS THREE PAGES

	<i>Manager</i>	<i>Purchased</i>	<i>Total Utilised</i>	<i>No. of Years (1992-2009)</i>
Players in Top 100 (34%-100% of the transfer record)	Ferguson	24	25	17
	Wenger	10	15	13
	Benítez	5	7	5
Players in Top 50 (58%-100% of the transfer record)	Ferguson	13	14	17
	Wenger	2	4	13
	Benítez	2	4	5
Players in Top 25 (76%-100% of the transfer record)	Ferguson	11	12	17
	Wenger	0	2	13
	Benítez	0	0	5
Players in Top 14 (14 players who set a new transfer record)	Ferguson	5	6	17
	Wenger	0	1	13
	Benítez	0	0	5



ENGLISH TRANSFER RECORD - 1960-2009

<i>Year</i>	<i>Player</i>	<i>From</i>	<i>To</i>	<i>Fee</i>	<i>Year</i>	<i>Player</i>	<i>From</i>	<i>To</i>	<i>Fee</i>
1960	Denis Law	Huddersfield	Man City	£65,000	1987	Peter Beardsley	Newcastle	Liverpool	£1.9m
1961	Jimmy Greaves	AC Milan	Spurs	£99,999	1988	Paul Gascoigne	Newcastle	Spurs	£2.3m
1962	Denis Law	Torino	Man Utd	£115,000	1988	Ian Rush	Juventus	Liverpool	£2.8m
1968	Allan Clarke	Fulham	Leicester	£150,000	1991	Dean Saunders	Derby	Liverpool	£2.9m
1969	Allan Clarke	Leicester	Leeds	£165,000	1992	Alan Shearer	Southampton	Blackburn	£3.3m
1970	Martin Peters	West Ham	Spurs	£200,000	1993	Roy Keane	Notts Forest	Man Utd	£3.75m
1971	Alan Ball	Everton	Arsenal	£220,000	1994	Chris Sutton	Norwich	Blackburn	£5m
1972	David Nish	Leicester	Derby	£225,000	1995	Andy Cole	Newcastle	Man Utd	£7m
1974	Dennis Tueart	Sunderland	Man City	£275,000	1995	Dennis Bergkamp	Inter Milan	Arsenal	£7.5m
1974	Bob Latchford	Birmingham	Everton	£350,000	1995	Stan Collymore	Notts Forest	Liverpool	£8.5m
1977	Kenny Dalglish	Celtic	Liverpool	£440,000	1996	Alan Shearer	Blackburn	Newcastle	£15m
1978	Gordon McQueen	Leeds	Man Utd	£495,000	2000	Rio Ferdinand	West Ham	Leeds	£18m
1979	David Mills	Boro	West Brom	£516,000	2001	Van Nistelrooy	PSV	Man Utd	£19m
1979	Trevor Francis	Birmingham	Notts Forest	£1.18m	2001	Juan Seba Verón	Lazio	Man Utd	£28.1m
1979	Steve Daley	Wolves	Man City	£1.45m	2002	Rio Ferdinand	Leeds	Man Utd	£29.1m
1979	Andy Gray	Aston Villa	Wolves	£1.469m	2006	A Shevchenko	A.C. Milan	Chelsea	£30.8m
1981	Bryan Robson	West Brom	Man Utd	£1.5m	2008	Robinho	Real Madrid	Man City	£32m

MOST EXPENSIVE PLAYERS IN PREMIERSHIP 08/09

Only those players owned by Premiership clubs between September 1st 2008 and May 2009, for the fees those clubs paid. Top 200 listed.

• Liverpool = 5 in top 50 • Spurs = 8 in top 50 • Man Utd = 9 in top 50 • Chelsea = 11 in top 50

1	Manchester City	Robinho	£32,500,000	24	Everton	Marouane Fellaini	£15,000,000
2	Manchester United	Dimitar Berbatov	£32,000,000	27	Manchester City	Nigel de Jong	£14,000,000
3	Chelsea	Andrei Shevchenko (loaned out)	£30,800,000	27	Manchester City	Craig Bellamy	£14,000,000
4	Manchester United	Rio Ferdinand	£29,100,000	27	Manchester United	Nani	£14,000,000
5	Manchester United	Wayne Rooney	£27,000,000	27	Tottenham	Wilson Palacios	£14,000,000
6	Chelsea	Michael Essien	£24,400,000	27	Tottenham	Roman Pavlyuchenko	£14,000,000
7	Chelsea	Didier Drogba	£24,000,000	27	Tottenham	Jermain Defoe	£14,000,000
8	Liverpool	Fernando Torres	£23,000,000	33	Chelsea	Florent Malouda	£13,500,000
9	Chelsea	Ricardo Carvalho	£19,850,000	34	Chelsea	Paulo Ferreira	£13,200,000
10	Liverpool	Robbie Keane	£19,000,000	35	Middlesbrough	Afonso Alves	£13,000,000
10	Tottenham	Robbie Keane	£19,000,000	36	Arsenal	Samir Nasri	£12,700,000
12	Liverpool	Javier Mascherano	£18,600,000	37	Manchester United	Cristiano Ronaldo	£12,200,000
12	Manchester United	Michael Carrick	£18,600,000	38	Arsenal	Theo Walcott	£12,000,000
14	Manchester City	Jo	£18,000,000	38	Manchester City	Wayne Bridge	£12,000,000
14	Manchester United	Anderson	£18,000,000	40	Liverpool	Ryan Babel	£11,500,000
16	Newcastle	Michael Owen	£17,300,000	41	Everton	Yakubu Aiyegbeni	£11,250,000
17	Manchester United	Owen Hargreaves	£17,000,000	42	Chelsea	Frank Lampard	£11,000,000
17	Tottenham	David Bentley	£17,000,000	42	Portsmouth	Peter Crouch	£11,000,000
19	Tottenham	Luka Modric	£16,500,000	44	Fulham	Andrew Johnson	£10,500,000
19	Tottenham	Darren Bent	£16,500,000	44	Liverpool	Xabi Alonso	£10,500,000
21	Chelsea	José Bosingwa	£16,300,000	46	Newcastle	Fabricio Coloccini	£10,250,000
22	Chelsea	Ashley Cole	£16,000,000	47	Manchester United	Zoran Tosic	£10,000,000
22	Chelsea	John Obi Mikel	£16,000,000	47	Newcastle	Obafemi Martins	£10,000,000
24	Arsenal	Andriy Arshavin	£15,000,000	47	Tottenham	Gareth Bale	£10,000,000
24	Chelsea	Nicolas Anelka	£15,000,000	50	Aston Villa	Ashley Young	£9,650,000

51	Bolton Wanderers	Johan Elmander	£9,000,000
51	Chelsea	Branislav Ivanovic	£9,000,000
51	Liverpool	Dirk Kuyt	£9,000,000
51	Manchester City	Shaun Wright-Phillips	£9,000,000
51	Manchester United	Carlos Tevez	£9,000,000
51	Sunderland	Craig Gordon	£9,000,000
51	Tottenham	Alan Hutton	£9,000,000
51	West Ham	Savio	£9,000,000
59	Tottenham	Giovani Dos Santos	£8,600,000
60	Aston Villa	Nigel Reo-Coker	£8,500,000
60	Tottenham	Vedran Corluka	£8,500,000
60	Tottenham	Didier Zokora	£8,500,000
63	Aston Villa	James Milner	£8,250,000
64	Aston Villa	Stiliyan Petrov	£8,000,000
64	Chelsea	Deco	£8,000,000
64	Chelsea	Solomon Kalou	£8,000,000
64	Liverpool	Albert Riera	£8,000,000
64	Manchester City	Elano	£8,000,000
64	Sunderland	Anton Ferdinand	£8,000,000
64	Tottenham	Jermaine Jenas	£8,000,000
71	Aston Villa	Carlos Cuellar	£7,800,000
71	Tottenham	Heurelho Gomes	£7,800,000
73	Manchester City	Benjani	£7,600,000
74	Arsenal	Eduardo Da Silva	£7,500,000
75	Arsenal	Bakary Sagna	£7,450,000
76	West Ham	Dean Ashton	£7,250,000
77	Arsenal	Emanuel Adebayor	£7,000,000
77	Aston Villa	Curtis Davies	£7,000,000
77	Chelsea	Petr Cech	£7,000,000
77	Chelsea	Wayne Bridge	£7,000,000
77	Liverpool	Andrea Dossena	£7,000,000
77	Manchester City	Shay Given	£7,000,000
77	Manchester United	Nemanja Vidic	£7,000,000

77	Tottenham	Jonathan Woodgate	£7,000,000
77	West Ham	Scott Parker	£7,000,000
86	Arsenal	Tomasz Rosicky	£6,800,000
87	Liverpool	Jermaine Pennant	£6,700,000
88	Chelsea	Joe Cole	£6,600,000
89	Liverpool	Martin Škrtel	£6,500,000
90	Manchester City	Pablo Zabaleta	£6,500,000
90	Manchester City	Martin Petrov	£6,500,000
90	Newcastle	Jose Enrique	£6,500,000
93	Fulham	John Pantsil	£6,300,000
93	Fulham	Bobby Zamora	£6,300,000
95	West Ham	Julien Faubert	£6,100,000
96	Fulham	Diomansy Kamara	£6,000,000
96	Liverpool	José Reina	£6,000,000
96	Manchester City	Vincent Kompany	£6,000,000
96	Middlesbrough	Robert Huth	£6,000,000
96	Middlesbrough	Mido	£6,000,000
96	Newcastle	Alan Smith	£6,000,000
96	Portsmouth	David Nugent	£6,000,000
96	Sunderland	Kenwyne Jones	£6,000,000
96	Tottenham	Michael Dawson	£6,000,000
96	West Ham	Matthew Upson	£6,000,000
96	West Ham	Kieron Dyer	£6,000,000
96	Wigan Athletic	Charles N'Zogbia	£6,000,000
108	Liverpool	Daniel Agger	£5,800,000
108	Newcastle	Joey Barton	£5,800,000
110	Manchester City	Valeri Bojinov	£5,750,000
111	Newcastle	Francisco Tejada Xisco	£5,700,000
111	Portsmouth	John Utaka	£5,700,000
113	Manchester United	Patrice Evra	£5,500,000
113	Stoke City	Dave Kitson	£5,500,000
113	Sunderland	Kieran Richardson	£5,500,000
116	Wigan Athletic	Jason Koumas	£5,300,000

117	Sunderland	Steed Malbranque	£5,250,000
118	Bolton Wanderers	Fabrice Muamba	£5,200,000
118	Manchester City	Felipe Caicedo	£5,200,000
118	Newcastle	Jonas Gutierrez	£5,200,000
121	Arsenal	William Gallas	£5,000,000
121	Aston Villa	Luke Young	£5,000,000
121	Aston Villa	Steve Sidwell	£5,000,000
121	Aston Villa	John Carew	£5,000,000
121	Bolton Wanderers	Gary Cahill	£5,000,000
121	Everton	Leighton Baines	£5,000,000
121	Everton	Joleon Lescott	£5,000,000
121	Hull City	Jimmy Bullard	£5,000,000
121	Liverpool	Yossi Benayoun	£5,000,000
121	Liverpool	Lucas Leiva	£5,000,000
121	Manchester City	Tal Ben Haim	£5,000,000
121	Middlesbrough	Gary O'Neil	£5,000,000
121	Newcastle	Damien Duff	£5,000,000
121	Portsmouth	Younes Kaboul	£5,000,000
121	Sunderland	Michael Chopra	£5,000,000
121	West Ham	Valon Behrami	£5,000,000
121	West Ham	Luis Boa Morte	£5,000,000
121	Wigan Athletic	Marlon King	£5,000,000
139	West Brom	Borja Valero	£4,700,000
140	Arsenal	Aaron Ramsey	£4,500,000
140	Everton	Joseph Yobo	£4,500,000
140	Wigan Athletic	Hugo Rodallega	£4,500,000
143	Blackburn Rovers	Vincenzo Grella	£4,000,000
143	Everton	Phil Jagielka	£4,000,000
143	Manchester United	Ji-Sung Park	£4,000,000
143	Middlesbrough	Didier Digard	£4,000,000
143	Newcastle	Kevin Nolan	£4,000,000
143	Portsmouth	Glen Johnson	£4,000,000

143	Sunderland	George McCartney	£4,000,000
143	Sunderland	Andy Reid	£4,000,000
143	Tottenham	Pascal Chimbonda	£4,000,000
152	Chelsea	Juliano Belletti	£3,700,000
153	Aston Villa	Wilfred Bouma	£3,500,000
153	Aston Villa	Zat Knight	£3,500,000
153	Aston Villa	Nicky Shorey	£3,500,000
153	Aston Villa	Emile Heskey	£3,500,000
153	Blackburn Rovers	Paul Robinson	£3,500,000
153	Bolton Wanderers	Gretar Rafn Steinsson	£3,500,000
153	Liverpool	Diego Cavalieri	£3,500,000
153	Portsmouth	Niko Kranjcar	£3,500,000
153	Stoke City	James Beattie	£3,500,000
153	Sunderland	Teemu Tainio	£3,500,000
153	Tottenham	Benoit Assou-Ekotto	£3,500,000
153	Wigan Athletic	Lee Cattermole	£3,500,000
153	Wigan Athletic	Olivier Kapo	£3,500,000
166	Arsenal	Denilson	£3,400,000
167	Blackburn Rovers	Roque Santa Cruz	£3,400,000
167	Chelsea	Franco Di Santo	£3,400,000
167	Everton	Phil Neville	£3,400,000
170	Tottenham	Ricardo Rocha	£3,300,000
171	Fulham	Chris Baird	£3,250,000
171	Portsmouth	Sean Davis	£3,250,000
171	West Brom	Scott Carson	£3,250,000
174	Middlesbrough	Marvin Emnes	£3,200,000
174	West Brom	Gianni Zuiverloon	£3,200,000
174	Wigan Athletic	Antonio Valencia	£3,200,000
177	Aston Villa	Martin Laursen	£3,000,000
177	Everton	Tim Howard	£3,000,000
177	Hull City	Daniel Cousin	£3,000,000
177	Manchester City	Richard Dunne	£3,000,000

177	Manchester United	Rafael Da Silva	£3,000,000
177	Manchester United	Rodrigo Possebon	£3,000,000
177	Middlesbrough	Justin Hoyte	£3,000,000
177	Newcastle	Ryan Taylor	£3,000,000
177	Stoke City	Seyi Olofinjana	£3,000,000
177	Sunderland	David Healy	£3,000,000
177	Tottenham	Chris Gunter	£3,000,000
177	West Brom	Chris Brunt	£3,000,000
177	West Brom	Luke Moore	£3,000,000
177	Wigan Athletic	Chris Kirkland	£3,000,000
191	Arsenal	Robin Van Persie	£2,750,000
192	Blackburn Rovers	Benni McCarthy	£2,700,000
193	Liverpool	Alvaro Arbeloa	£2,640,000
194	Liverpool	Sami Hyypiä	£2,600,000
195	Arsenal	Manuel Almunia	£2,500,000
195	Aston Villa	Brad Friedel	£2,500,000
195	Blackburn Rovers	Steven Reid	£2,500,000
195	Bolton Wanderers	Matthew Taylor	£2,500,000
195	Hull City	Kamil Zayatte	£2,500,000
195	Hull City	Anthony Gardner	£2,500,000
195	Manchester United	Tomasz Kuszczak	£2,500,000
195	Newcastle	Danny Guthrie	£2,500,000
195	Newcastle	Nicky Butt	£2,500,000
195	Tottenham	Tom Huddlestone	£2,500,000
195	West Brom	Leon Barnett	£2,500,000
195	West Brom	Roman Bednar	£2,500,000

LFC GOAL INVOLVEMENT PL & CL 2008/09

	<i>Primary and Secondary Assists</i>	<i>Value</i>	<i>Ave Value</i>	<i>Goals</i>	<i>Total Involvement</i>	<i>% of 99</i>	<i>Mins League/CL</i>	<i>Mins per involvement</i>
Steven Gerrard	22	68	3.08	23	45	45	3227	71.7
David N'gog	3	9	3.00	3	6	6	452	75.3
Fernando Torres	14	44	3.15	16	30	30	2319	77.3
Dirk Kuyt	24	66	2.85	15	39	39	3976	101.9
Xabi Alonso	27	79	2.84	5	32	32	3293	102.9
Ryan Babel	7	24	3.40	4	11	14	1270	115.5
Yossi Benayoun	11	34	3.09	9	20	20	2311	115.6
Nabil El Zhar	2	5	2.50	0	2	2	249	124.5
Robbie Keane	7	18	2.34	7	14	14	1783	127.4
Albert Riera	13	37	2.85	4	17	17	2477	145.7
Fabio Aurelio	11	31	2.57	3	14	14	2344	167.4
Lucas Leiva	8	21	2.65	2	10	10	1762	176.2
Javier Mascherano	11	30	3.20	0	11	11	3030	275.5
Alvaro Arbeloa	9	22	2.38	1	10	10	3509	350.9
Daniel Agger	4	12	3.00	1	5	5	1756	351.2
Andrea Dossena	2	2	2.00	2	4	4	1406	351.5
Jamie Carragher	5	15	3.38	0	5	5	4362	872.4
Martin Skrtel	2	5	2.50	0	2	2	2391	1195.5
Pepe Reina	3	11	3.75	0	3	3	4300	1433.3
Emiliano Insua	0	0	0	0	0	0	860	-
Diego Cavalieri	0	0	0	0	0	0	93	-
Darby, S	0	0	0	0	0	0	24	-
Spearing, J	0	0	0	0	0	0	37	-
Kelly, M	0	0	0	0	0	0	11	-

RELATIVE COST OF LFC TRANSFERS 1959-2009

Relative Transfer System, fee converted to % of transfer record, listed in descending order. As used in Dynasty: Fifty Years of Shankly's Liverpool

Rank	Player	Fee %	Quality	MANAGER	Fee and Year	Rank	Player	Fee %	Quality	MANAGER	Fee and Year
1	Dean Saunders**	10	6.35	Souness	£2.9m 1991	27=	Christian Ziege	53	5.11	Houllier	£5.5+2.5m '99
1=	Kenny Dalglish**	10	10	Paisley	£440k 1977	29	Michael Thomas	52	6.24	Souness	£1.5m 1991
1=	Stan Collymore**	10	6.44	Evans	£8.5m 1995	30	Ray Kennedy	51	9.10	Shankly	£180k 1974
1=	Peter Beardsley**	10	8.75	Dalglish	£1.9m Jul '87	31	Terry McDermott	50	8.53	Paisley	£175k 1974
1=	Ian Rush (2)**	10	8.76	Dalglish	£2,700k 1988	31=	John Aldridge	50	8.89	Dalglish	£750k 1987
6	Tony Hateley	83	6.25	Shankly	£96k 1967	33	Peter Cormack	49	7.80	Shankly	£110k 1972
7	Graeme Souness	80	9.68	Paisley	£352k 1978	33=	Djibril Cissé*	49	5.94	Houllier	£14.2m 2004
8	Mark Wright	76	6.71	Souness	£2.2m 1991	35	Paul Walsh	47	6.76	Fagan	£700k 1984
8 =	Neil Ruddock	76	5.72	Souness	£2.5m 1993	36	David Speedie	46	5.59	Dalglish	£675k '91 @31
10=	Alan Kennedy	75	7.94	Paisley	£330k 1978	37	Glenn Hysen	44	5.29	Dalglish	£600k '89 @30
10=	Fernando Torres*	75	9.81	Benítez	£23m 2007	38=	Mark Walters	43	5.59	Souness	£1.25m 1991
12	Emile Heskey*	73	6.50	Houllier	£11m 2000	38=	Craig Johnston*	43	7.33	Paisley	£650k 1981
13	Phil Babb*	72	5.00	Evans	£3.6m 1994	40	Ray Houghton	43	7.99	Dalglish	£825k Oct '87
14	Paul Stewart	70	3.59	Souness	£2.3m 1992	41	Alec Lindsay	40	8.11	Shankly	£67k 1969
15	John Scales	70	5.91	Evans	£3.5m 1994	42	Nick Barmby	40	5.83	Houllier	£6m 2000
16	Julian Dicks	67	4.06	Souness	£2.5m '93 Sw.	43	Ian St John	37	9.10	Shankly	£37.5k 1961
16=	Alun Evans	67	6.88	Shankly	£100k 1968	43=	Igor Biscan	37	5.50	Houllier	£5.5m 2000
18	Robbie Keane	66	NA	Benítez	£20.3m 2008	43=	Ronny Rosenthal	37	6.18	Dalglish	£1m 1990
19	Nigel Clough	61	5.22	Souness	£2.275m 1993	43=	Ryan Babel	37	7.56	Benítez	£11.5m 2007
20	Mark Lawrenson*	60	9.00	Paisley	£900k 1981	47	Xabi Alonso	36	8.22	Benítez	£10.5m 2004
20=	Jason McAteer	60	6.11	Evans	£4.5m 1995	48	Geoff Strong	35	7.33	Shankly	£40k 1964
20=	John Barnes	60	9.67	Dalglish	£900k June '87	49	El Hadji Diouf	34	3.83	Houllier	£10m 2002
23	Javier Mascherano	58	8.88	Benítez	£18m 2007	50	Peter Thompson	32	8.44	Shankly	£37k 1963
24	Emlyn Hughes	57	9.70	Shankly	£65k 1967	50=	Kevin Lewis	32	6.04	Shankly	£13k 1960
24=	David Johnson	57	7.06	Paisley	£200k 1976	52	David James	30	6.44	Souness	£1m 1992
26	John Toshack	55	8.70	Shankly	£110k 1970	52=	Larry Lloyd	30	7.63	Shankly	£50k 1969
27	Dietmar Hamann	53	8.89	Houllier	£8m 1999	52=	David Hodgson	30	5.06	Paisley	£450k 1982

Rank	Player	Fee %	Quality	MANAGER	Fee and Year
52=	John Wark	30	7.06	Fagan	£450k 1984
52=	Jimmy Carter	30	3.00	Dalglish	£800k 1991
57	Gordon Milne	29	8.13	Shankly	£16k 1960
57=	Albert Riera	29	NA	Benítez	£9m 2008
57=	Jack Whitham	29	4.83	Shankly	£57k 1970
57=	Dirk Kuyt	29	7.11	Benítez	£9m 2006
61	Paul Ince	28	6.17	Evans	£4.2m 1997
62	Sander Westerveld	27	6.50	Houllier	£4m 1999
62=	Kevin MacDonald	27	5.94	Fagan	£400k 1984
62=	Nigel Spackman	27	6.18	Dalglish	£400k 1987
65	Peter Wall	26	4.20	Shankly	£26k '66 Sw.
65=	Jerzy Dudek	26	7.28	Houllier	£4.85m 2001
67	Vladimir Smicer	25	6.39	Houllier	£3.75m 1999
68	KarlHeinz Riedle	24	5.72	Evans	£1.8m '97 @31
68=	Peter Crouch	24	7.63	Benítez	£7m 2005
70	Richard Money	23	3.94	Paisley	£50k 1980
70=	Stephane Henchoz	23	7.28	Houllier	£3.5m 1999
70=	Vegard Heggem	23	6.24	Evans	£3.5m 1998
70=	Ø. Leonhardsen	23	4.94	Evans	£3.5m 1997
70=	Steve McMahon	23	8.43	Dalglish	£350k 1985
70=	Andrea Dossena	23	NA	Benítez	£7m 2008
76	Ron Yeats	22	9.20	Shankly	£22k 1961
76=	Phil Chisnall	22	3.75	Shankly	£25k 1964
76=	Gary Gillespie	22	7.29	Fagan	£325k 1983
76=	Jermaine Pennant	22	6.06	Benítez	£6.7m 2006
76=	Fernando Morientes	22	5.17	Benítez	£6.3m 2005
81	Joey Jones	21	6.76	Paisley	£110k 1975
81=	John Arne Riise	21	7.22	Houllier	£4m 2001
81=	Chris Kirkland	21	6.00	Houllier	£6m 2001
81=	Patrik Berger	21	7.69	Evans	£3.2m 1996

Rank	Player	Fee %	Quality	MANAGER	Fee and Year
81=	Jose Reina	21	8.93	Benítez	£6m 2005
81=	Martin Skrtel	21	7.74	Benítez	£6.5m 2008
81=	Luis Garcia	21	7.44	Benítez	£6m 2004
88	David Wilson	20	3.00	Shankly	£20k 1967
88=	Alan Hansen	20	9.59	Paisley	£100k 1977
88=	Ian Rush (1)	20	9.71	Paisley	£300k 1980
88=	Steve Nicol	20	8.53	Paisley	£300k 1981
88=	Bernard Diomedede	20	2.76	Houllier	£3m 2000
88=	David Burrows	20	5.94	Dalglish	£550k 1988
94	Phil Neal	19	9.01	Paisley	£66k 1974
94=	Daniel Agger	19	8.03	Benítez	£5.8m 2006
94=	Lucas Leiva	19	6.39	Benítez	£6m 2007
94=	Mohamed Sissoko	19	7.02	Benítez	£5.6m 2005
94=	Craig Bellamy	19	5.78	Benítez	£6m 2006
99	Stig Inge Bjørnebye	18	5.89	Souness	£600k 1992
99=	Alan Waddle	18	3.75	Shankly	£40k 1973
99=	Kevin Sheedy	18	3.88	Paisley	£80k 1978
99=	Mark Kennedy	18	4.06	Evans	£1.5m 1995
103	Willie Stevenson	17	7.25	Shankly	£20k 1962
103=	Bruce Grobbelaar	17	8.29	Paisley	£250k 1981
103=	Avi Cohen	17	4.82	Paisley	£200k 1979
103=	Sami Hyypia	17	9.33	Houllier	£2.6m 1999
103=	Harry Kewell	17	5.72	Houllier	£5m 2003
103=	Titi Camara	17	5.67	Houllier	£2.6m 1999
103=	Rigobert Song	17	4.00	Houllier	£2.6m 1999
103=	Salif Diao	17	3.33	Houllier	£5m 2002
111	Ray Clemence	16	9.70	Shankly	18k 1967
111=	James Furnell	16	5.67	Shankly	£18k 1962
111=	Yossi Benayoun	16	6.91	Benítez	£5m 2007
114	Torben Piechnik	15	3.00	Souness	£500k '92 @29

Rank	Player	Fee %	Quality	MANAGER	Fee and Year	Rank	Player	Fee %	Quality	MANAGER	Fee and Year
114=	Kevin Keegan	15	9.50	Shankly	£33k 1971	146	Abel Xavier	3	4.78	Houllier	£750k 2002
116	Bruno Cheyrou	13	3.71	Houllier	£3.7m 2002	146=	Gregory Vignal	3	4.29	Houllier	£500k 2000
116=	Jan Mølby	13	8.59	Fagan	£200k 1984	146=	Steve Harkness	3	5.35	Dalglish	£75k 1989
116=	Michael Robinson	13	5.94	Fagan	£200k 1983	146=	Alan Irvine	3	2.94	Dalglish	£75k 1986
116=	Barry Venison	13	6.24	Dalglish	£200k 1986	146=	Emiliano Insúa	3	6.00	Benítez	£1m 2007
120	Steve Finnan	12	7.39	Houllier	£3.5m 2003	146=	Scott Carson	3	6.34	Benítez	£750k 2005
120=	Sean Dundee	12	2.06	Evans	£1.8m 1998	146=	Jack Hobbs	3	5.13	Benítez	£750k 2005
120=	Jamie Redknapp	12	7.41	Dalglish	£350k 1991	153	Alf Arrowsmith	2	6.20	Shankly	£1.2k 1960
123	Trevor Storton	11	3.60	Shankly	£25k 1972	153=	Mike Hooper	2	5.06	Dalglish	£40k 1985
123=	Milan Baros	11	6.06	Houllier	£3.2m 2001	155	Jim Beglin	1	6.71	Paisley	£20k 1983
125	Rob Jones	10	8.30	Souness	£300k 1991	155=	Steve Staunton (1)	1	6.82	Dalglish	£20k 1986
125=	Florent S Pongolle	10	5.72	Houllier	£3m 2003	155=	Nick Tanner	1	3.88	Dalglish	£20k 1988
125=	Anthony Le Tallec	10	4.11	Houllier	£3m 2003	159	Jimmy Case	.2	8.50	Shankly	£500 1973
125=	Jean Michel Ferri	10	2.00	Houllier	£1.5m 1998	160	Nabil El Zhar	.1	4.27	Benítez	£200k 2006
125=	Danny Murphy	10	7.55	Evans	£1.5m 1997	161	Steve Heighway	0	8.90	Shankly	Free
130	Istvan Kozma	9	2.59	Souness	£300k 1992	161=	Ronnie Whelan	0	8.61	Paisley	Free 1979
130=	Lee Jones	9	2.29	Souness	£300k 1992	161=	Markus Babbel	0	7.44	Houllier	Free 2000
130=	Álvaro Arbeloa	9	6.78	Benítez	£2.64m 2007	161=	Gary McAllister	0	8.28	Houllier	Free 2000
134	Brad Friedel	7	5.50	Evans	£1m 1997	161=	Nicolas Anelka	0	6.78	Houllier	Loan exp.
134=	Josemi Rey	7	4.24	Benítez	£2m 2004	161=	Jari Litmanen	0	5.78	Houllier	Free 2001
134=	Antonio Nunez	7	3.82	Benítez	£2m Sw.	161=	Erik Meijer	0	3.53	Houllier	Free 1999
137	Robert Thomson	6	3.80	Shankly	£7k 1962	161=	Steve Staunton (2)	0	5.33	Evans	Free 1998
137=	Don Hutchison	6	5.12	Dalglish	£175k 1990	161=	Bjørn Tore Kvarme	0	3.78	Evans	Free 1997
137=	Sebastian Leto	6	4.00	Benítez	£1.85m 2007	161=	Mike Marsh	0	5.76	Dalglish	Free
137=	Jan Kromkamp	6	4.82	Benítez	£2m Sw.	161=	Fábio Aurélio	0	6.56	Benítez	Free 2006
137=	Gabriel Paletta	6	3.50	Benítez	£2m 2006	161=	Andriy Voronin	0	5.00	Benítez	Free 2008
142	Mark Gonzalez	5	4.47	Benítez	£1.5m 2005	161=	Robbie Fowler (2)	0	5.89	Benítez	Free 2006
143	David Ngog	4	NA	Benítez	£1.5m 2008	161=	Boudewijn Zenden	0	5.17	Benítez	Free 2005
143=	Djimi Traore	4	4.94	Houllier	£550k 1999	161=	Mauricio Pellegrino	0	3.44	Benítez	Free 2005
143=	Frode Kippe	4	2.11	Houllier	£650k 1999	161=	Philipp Degen	0	NA	Benítez	Free 2008

* Club record fee ** English record fee

Purchase *Red Race: A New Bastion*

